Government of the
Republic of Nauru

NAURU

Voluntary National Review on the implementation of the 2030 Agenda

United Nations High-Level
Political Forum on Sustainable
Development 2019

SUSTAINABLE DEVELOPMENT GOALS

TABLE OF CONTENTS

1. OPENING STATEMENT II
2. EXECUTIVE SUMMARY III
3. INTRODUCTION 1

3.1 BACKGROUND AND PURPOSE OF THE VNR REPORT 2
3.2 COUNTRY CONTEXT 2
3.3 NATIONAL SUSTAINABLE DEVELOPMENT STRATEGY (NSDS) 5

4. METHODOLOGY AND PROCESS FOR PREPARATION OF THE REVIEW 9

4.1 REVIEWING THE NAURU SUSTAINABLE DEVELOPMENT STRATEGY 10
4.2 REVISED NAURU SUSTAINABLE DEVELOPMENT STRATEGY 10
4.3 PREPARATION OF THE VNR REPORT 11

5. POLICY AND ENABLING ENVIRONMENT 13

5.1 CREATING OWNERSHIP OF THE SDGS 14
5.2 INCORPORATION OF THE SDGS IN NATIONAL FRAMEWORKS 14
5.3 INTEGRATION OF THE THREE DIMENSIONS 15
5.4 LEAVING NO ONE BEHIND 15
5.5 INSTITUTIONAL AND STRUCTURAL ISSUES 16

6. PROGRESS AGAINST NAURU'S NATIONAL DEVELOPMENT PRIORITIES 19

6.1 STABLE, TRUSTWORTHY, FISCALLY RESPONSIBLE GOVERNMENT 20
6.2 ACCESS TO QUALITY EDUCATION, FORMAL AND NON-FORMAL 27
6.3 IMPROVED HEALTH AND WELL-BEING 42
6.4 PROVISION OF ENHANCED SOCIAL, INFRASTRUCTURE AND UTILITIES SERVICES 52
6.5 DEVELOPMENT OF AN ECONOMY BASED ON MULTIPLE SOURCES OF REVENUE 63
6.6 ENHANCE RESILIENCE AGAINST THE IMPACTS OF CLIMATE CHANGE THAT IS INCLUSIVE OF REHABILITATING AND RESTORING DEGRADED LANDS. 72
6.7 DEVELOPMENT OF DOMESTIC FOOD PRODUCTION FOR FOOD SECURITY 81

7. MEANS OF IMPLEMENTATION 87

7.1 FINANCING 88
7.2 NATIONAL STATISTICAL SYSTEM AND FRAMEWORK 89

8. CONCLUSIONS 94
9. STATISTICAL ANNEXES 96

1. OPENING STATEMENT

"Ekamawir Omo" - Nauru is pleased to present its first Voluntary National Review (VNR) report on the implementation of the 2030 Agenda for Sustainable Development and the Sustainable Development Goals (SDGs). The formulation of the VNR is timely as it allows Nauru to outline the country's development story as set out in the recently reviewed national sustainable development strategy (NSDS) – as revised 2019.

The principles of the 2030 Agenda and the SDGs have been integrated with Nauru's key development priorities of enhancing climate change resilience, high quality education, good health, good governance and economic growth and development. The emphasis on restoring the degraded and mined out lands (from the past mining in Nauru) continues to be a key strategy to unlocking the development opportunities for Nauru This will together with the implementation of the SDGs, I enable Nauru to address its many of the challenges and advance Nauru's development.

Our challenges as a small island developing state (SIDs) are numerous, nevertheless Nauru has continued to demonstrate its resilience by incorporating in the NSDS in 2005 strategic programmes to overcome the economic crisis experienced in the early 2000s. The effective implementation of the SDGs in a small island nation is not easy. The Nauru Government through partnerships with all the national development stakeholders such as the NGOs, Civil Society, Private Sector and Communities and regional and international partners are involved in development programme design and implementation to ensure that we – 'leave no one behind'.

This report which is informed by the recent review of the NSDS paints a picture of a country with some successes but also with a number of remaining and ongoing challenges. I commend this report to our national, regional and global partners and I call for your continuous engagement and contribution to the sustainable development of Nauru.

I wish to thank all the Nauruans that are contributing to our development, as well as our development partners particularly in the support for the production of our first VNR report on the implementation of the SDGs.

His Excellency Baron Divavesi Waqa, MP
President for the Republic of Nauru

2. EXECUTIVE SUMMARY

Nauru is the world's smallest island country, situated just 53 km south of the Equator. It is one of the 3 great phosphate rock islands in the Pacific Ocean with a land area of 8 square miles with a population of 12,500. Nauru faces challenges associated with its small size, remote location and narrow production base.

Despite these challenges, the Government is committed to ensuring a sustainable quality of life for all Nauruans. Since 2014, progress has been made in some areas including improvements in the energy and economic sector. Recent economic growth has enabled investments in major capital works with the establishment of a new learning village and refurbishment of the hospital. Recently, the Government was able to provide banking and financial services and established the Intergenerational Trust Fund which will generate future investment earnings. These developments would not have been possible without the assistance of our development partners.

Nauru has demonstrated its commitment to achieving the SDGs through aligning the VNR process with the review of its Nauru Sustainable Development Strategy (NSDS).This also reduces duplication of efforts. The Planning and Aid Division under the Ministry for Finance spearheaded the review process with the guidance of a technical working group created to advise and guide the Ministry in the review process.

The consultations were inclusive and transparent processes which engaged diverse groups of stakeholders through a series of stakeholder consultations including sector specific consultations, district open forums and questionnaire distributions. A good coverage of the elders, youth, and people with special challenges was recorded.

The Government recognizes the synergies between the NSDS and international development frameworks, ensuring that the 2030 Agenda and the S.A.M.O.A Pathway are taken into account in the revised NSDS, providing a roadmap for the implementation of the SDGs.

Findings of the review indicated that only 25% of the NSDS milestones had been achieved. Factors affecting implementation included the lack of funding, staff capacity, weak coordination, land issues and unclear goals.

Nauru's health challenges are severe with the significant burden of Non-Communicable Diseases (NCDs). Government spends a substantive proportion of its budget on curative health care; however, health standards remain poor. In the Education Sector, enrolment numbers have improved, however the level of truancy, retention and pass rates are still a concern.

1 NSDS Review Committee, technical working group and key stakeholders

Nauru continues to be affected by challenges triggered by its vulnerabilities and external factors, including global environmental challenges, external economic shocks, and climate change. Climate change has the potential to impact revenue sources received from fisheries further exacerbating economic vulnerability.

Following the review, a selection of indicators with baseline benchmarks and quantifiable indicators will be identified by implementing line agencies to measure progress. Further consultations will be undertaken with The Ministry of Finance and Sustainable Development to design the M&E systems for each priority area. Implementation will be monitored through a Three-year Medium-Term Strategic Framework (MTSF) linked to a multi-year budget.

A National Planning and Development Committee (NPDC) was established as a mechanism to improve coordination and consultation for monitoring and evaluating policy, and program implementation of the NSDS. The committee is chaired by the Minister for Finance and comprises key heads of departments. The Planning and Aid Division and the National Bureau of Statistics provide technical support to the committee.

One of the main findings of the review was the need to mobilize access to, and management of, land. Projected sea level rises pose risks to Nauru's communities and key infrastructure most of which are concentrated in the coastal areas. Therefore, relocation to higher grounds is

a top priority of the Government. However, relocation will not be possible without the restoration of the higher grounds. Restoration of the higher grounds and the relocation process will continue to be a long-term initiative and will require significant development partner support to succeed.

Implementing the S.A.M.O.A Pathway, 2030 Agenda and other internationally agreed frameworks with limited resources and capacity remains a challenge. Accessing new sources of financing will be paramount.

Accelerating the implementation of the SDGs will require focus on the implementation of national priorities identified in the MTSF 2019-2023, improving national statistical systems, strengthening institutions, improving the M&E Framework, and building national capacities of the Finance Ministry, particularly the Bureau of Statistics, and line agencies. Continued support from development partners is important in helping Nauru achieve our national development priorities and the SDGs.

The Government of Nauru worked with its development partners to establish the Nauru Trust Fund. This Fund seeks to ensure intergenerational equity and fiscal sustainability by putting aside a portion of revenues earned for future generations to access.

3. INTRODUCTION

3.1 Background and purpose of the VNR Report

1. In January 2016, the 2030 Agenda for Sustainable Development officially came into effect, having been adopted by the UN Member States, including Nauru, in September 2015. The 2030 Agenda commits the UN membership to achieving a world that is just, rights-based, equitable and inclusive in which all stakeholders, including women, children, youth and future generations benefit from sustained and inclusive economic growth, social development and environmental protection.

2. In light of the 2030 Agenda, the Government of Nauru revised its Nauru Sustainable Development Strategy to mainstream the SDGs within its structure. This VNR report details Nauru's progress and challenges in implementing its 7 national development priorities and at the same time highlight the progress made against the SDGs.

3.2 Country Context

3. Nauru is the world's smallest island country, situated just 53 km south of the Equator. The country is a single phosphate rock island with a total population estimate of 12,500 people. The total land area is 21.1 sq. km with an exclusive economic zone of 200 nautical miles.

4. Nauru is a republic with a parliamentary system of government. The president is both head of state and head of government. A 19-member unicameral parliament is elected every three years. The parliament elects the president from its members, and the president appoints a cabinet of five to six members. Nauru is divided into fourteen districts[1] with each district having its own community committee, with elected representatives, which undertake community projects and often represent their districts in various government and civil society consultations. These community committees

[1] Aiwo, Buada, Denigomodu, Nibok, Uaboe, Baitsi, Ewa, Anabar, Anetan, Ijuw Anibare, Meneng, Yaren and Boe.

are not prescribed by law, nor are they legally regulated. Memberships of these community committees include women.

5. During the period 1990 – 2000, the economy suffered a decline in phosphate production and the adoption of unsustainable policies. In September 2012, Nauru opened a Refugee Processing Centre (RPC) for Australia, which had a significant impact on economic activity. The government's finances began to improve due to increased revenues from the RPC together with the resumption of phosphate mining and the increase in revenue from the issuance of fisheries licenses. Nauru's annual GDP growth averaged more than 20 percent from 2011-2014.

6. The RPC contributed to the increase of the total population by inflows of refugees and contract workers of between 10 to 20%. The share of RPC-related services reached an estimated 35% of GDP; employment by the RPC peaked at over 1,400 (with over 700 Nauruans) in 2016 or about 29% of the employed labour force, second only in size to the government; and the RPC-related revenues were over $40 million or over 35% of government's annual revenue (excluding grants).

7. The outlook for the economy in 2019 and beyond is estimated for annual growth around 1.5%. The operations of the RPC are expected to decline as some of the refugees are resettled overseas. The projected reduction in government revenue will affect the maintenance of public service delivery as well as funding the wage bill and other basic public services. The timing and magnitude of the process of resettlement are yet to be confirmed other than that it would impact on GDP, employment levels, and the government's revenue unless alternatives are developed.

8. Nauru faces challenges associated with its small size, remote location, and narrow production base. The economy is affected by the high cost of goods and services, inadequate infrastructure and the impact of climate change. In 2012/13 about 24% of the population (16.8% of households) lived below the basic needs poverty line (BNPL). Risks and vulnerabilities are greater for marginalized groups including women, children and those living with disabilities.

9. The people of Nauru are also challenged by a number of environmental issues, which impact health and wellbeing of communities. There are limited natural freshwater resources, roof storage tanks collect rainwater, but most are dependent on the desalination plant. Intensive phosphate mining during the past 90 years (mainly by United Kingdom, Australia and New Zealand consortium) has left 90% of central Nauru a wasteland.

10. There is a lack of employment opportunities. Government is the largest single employer, which is currently followed by the RPC for Australia, then the mining sector and smaller private sectors.

11. The country's geographic remoteness means it is dependent on imported fuel for all energy, and rising fuel and transportation costs make energy security a critical national issue. High energy prices continue to strain limited resources. Food security is also a significant issue as most food products are imported. There is little arable land as phosphate mining has left 90% of the land barren. Climate change may further reduce prospects for local food production, with increased droughts, water shortages and coastal inundation.

2 Nauru Aiue Boulevard

12. Nauru is a matrilineal country, however over the years with western influence, patriarchal standards and values have been engrained and reinforced through practice, policy and law[2] . As traditional Nauruan society was matrilineal, women have an important voice in the family and the community. Although land is still inherited through the maternal side, most informants of a 'Situation Analysis Report' supported by UNICEF are of the view that the voices of women are ignored, and status of women eroded and described Nauruan society as dominated by men. Although large numbers of women are now engaged in wage employment, most women still consider their primary role to be wife and homemaker[3].

[2] Government of Nauru report to the United Nations Universal Periodic Review year 2010
[3] Government of Nauru, UNICEF, Situation Analysis of Women and Children

3.3 National Sustainable Development Strategy (NSDS)

13. The NSDS provides the vision, national development goals and the path forward for the people of Nauru. The first NSDS came into effect in 2005 and was updated in 2009. . The 2016 review of the NSDS indicated that only 25% of the NSDS milestone activities had been implemented, largely because of a lack of funding; lack of staff capacity; weak coordination; unclear goals; slow processing of land required for new projects and weak governance in selected areas. The sectors where implementation had progressed had received development partner funding which were; Education, Environment, Public Administration, Sports, Governance Institutions, and Fisheries. This reflects the limited domestic resources for implementation of development programmes.

14. As part of the most recent review of the NSDS, the Minister for Finance and Sustainable Development appointed a Technical Working Group to undertake a public consultation at community and sector levels. The consultations, conducted in September 2017 updated stakeholders on the status of the NSDS and to seek feedback on social, economic and environmental priority issues which were of concern to them. The consultations were well attended, and valuable insights were gathered on potential growth and development areas, key challenges, and possible solutions.

15. Both the sector and community consultations indicated a high level of good will and readiness by individuals and communities to collaborate with government agencies and departments and other communities to improve the standards of living throughout Nauru. There was overwhelming support for the inclusive approach by the TWG to engage the stakeholders on the NSDS review and the discussions on development challenges and priorities with general support for a prioritization process, given the many pressing development challenges faced by the people of Nauru.

16. Key priorities identified under four broad priorities that included:

- **economic** security where the focus is on employment and the cost of goods and services;
- **infrastructure improvements** including, fast-tracking land rehabilitation so that landowners and the nation can develop these for economic purposes such as domestic food production, commencing port development to lower the cost and duration of transporting goods by sea and providing opportunities for fisheries development and investment, improving the drainage system and roads to lower the economic costs of

domestic transportation and improving the supply and quality of water and sanitation to improve health outcomes and support economic diversification;

- **social and community development** focusing on education that included a responsive education system consistent with Nauru's cultural and social context which are also consistent with regional standards; health management that included improving physical and mental health outcomes through more effectively funded and implemented programmes; and
- **cross-cutting issues** relating to strengthening culture and tradition through better focused social and community programmes, strengthening social inclusion, youth justice and employment, greater recognition of the role of women and sustainable communities through more effective social policies.

17. Nauru's 2005-2025 National Sustainable Development Strategy (NSDS) responded to the economic and financial crisis which confronted the country in the early 2000s. The revised NSDS for 2019-2030 is Nauru's master strategy for implementation of the 2030 Agenda and SDGs. The development of the 2030 Agenda reflects the SIDS Accelerated Modalities of Action (SAMOA) Pathway which was the outcome of the Third International Conference on Small Island Developing States (SIDS Conference) held in September 2014 in Apia, Samoa, and in which Nauru had been closely involved. The overarching theme of the conference, "The sustainable development of Small Island developing States through genuine and durable partnerships", is closely mirrored in the design of the NSDS. Nauru is also one of the first countries to ratify the Paris Climate Agreement of 2016, committing itself to contribute to the lowering of international levels of carbon emissions. It has also joined other countries in supporting the Sendai Framework for Disaster Risk Reduction in 2015.

18. Nauru's long-term vision is "A future where individual, community, business and government partnerships contribute to a sustainable quality of life for all Nauruans", and a central message of the NSDS is "Partnerships for Quality of Life". The NSDS vision and seven development goals, reflect values of effective leadership; inclusive collaboration and cooperation; accountable and transparent processes; and commitment to measurable progress and change. The vision, goals and values were developed and confirmed through nationwide community and sector stakeholder consultations.

19. Under the economic sector, the priorities included: employment and sustainable income-generating activities which continue to be major challenges in Nauru; improving the business environment which is an essential element for the development of the private sector; ensuring the Nauru Trust Fund achieves its reserve capital target of $400 million by 2036; and further

developing the tourism industry which is at an early stage of development. Nauru currently receives less than 1,000 bona fide tourists annually, with remoteness and cost of travel posing a hurdle for potential visitors; and diversification of the economy is a key issue given the risks associated with dependence on a narrow range of products.

20. Under the social and community sector, education is a key concern with low pass rates, completion and retention rates, with absenteeism also a continuing challenge. Children and young adults are among the most vulnerable groups (particularly those without formal employment in the public or private sector); Health is a key sector which must be strengthened if the vision of the NSDS is to be achieved; and the national vision of attaining sustainable quality of life, will require appropriate strategies to support civil society initiatives, climate change adaptation, improved communications, promotion of cultural activities, protecting the natural environment, enhancing gender relations, a stronger judiciary, increased remittance opportunities, sports activities, transport, waste management and youth activities in addition to health, education, water and energy.

21. The infrastructure sector needs further strengthening. Infrastructure assets such as the port, airfield, roads, schools and other buildings are in a fragile condition after extended periods of relative neglect brought about by lack of funds and in-country management. The various government ministries and SOEs responsible for managing infrastructure services have struggled to meet their obligations and often respond only when near break downs of assets or services have occurred. The supply of electricity has improved with stable supply in recent years. However, there is a need to upgrade infrastructure, increase efficiency, and secure the benefits of renewable energy. Nauru is dependent on fossil fuel, especially in the transport sector, and while the government set a target of achieving 50% renewable energy by 2015, this was not achieved.

22. Access to clean water is a key priority. There is a need to align the quality of current supplies with internationally recommended standards. Most ground water has been contaminated due to mining, ineffective sewerage systems and dumping of other commercial, burial sites, and household wastes. Frequent droughts and lack of proper rainwater storage facilities compound water scarcity issues. A solar powered reverse osmosis plant has improved the supply of water, through delivery and bottling of potable water. Residential water storage facilities have improved with most communities being made aware of the importance of using clean water and either treat or boil water for home use.

23. Waste management is constrained by the limited availability of suitable land for landfills. The approval of the Littering Act provides a policy framework for waste management in Nauru but there is a shortage of waste management facilities and infrastructure. A sewage and water waste treatment facility is required to protect public health. Managing wastes appropriately within the small land mass will continue to be a problem for Nauru. The ability to properly dispose of liquid, chemical and hazardous wastes is limited by the excessive costs of waste treatment. Waste disposal threatens the natural environment and biodiversity by putting pressure on the natural coping capacity. It also decreases air and water quality. Increased flooding could potentially create waste run-off and spread the effect of wastes to a larger area.

24. Under the cross-cutting sector key priorities include:

I. The need to continue efforts to strengthen and reform the governance institutions which are amongst the key building blocks for progressing the NSDS; the importance of strong administrative, institutional and technical capacities of the public sector.

II. Land issues are amongst the key factors affecting the rate of implementation of the NSDS. Delays associated with capacity constraints and the complexities of the customary land tenure system often require sensitive handling which is time consuming. The Lands Act requires the consent of at least 75% of landowners to gain access to land; land cannot be sold amongst Nauruans, and they can only pass on or transfer land to each other. There is a need to develop a more dynamic legal and regulatory framework which will contribute to mobilizing access to land;

III. Climate change represents the single greatest threat to the livelihoods, security and wellbeing of our people. Climate variability and slow onset effects of climate change increases our vulnerability and undermines the sustainable development of Nauru.

25. Achievement of the NSDS goals will be implemented through four priority sectors, (economic, social and community sector, infrastructure and cross-cutting issues) under which sit twenty-four key outcomes and associated policy objectives. These will be monitored through a three-year Medium-Term Strategic Framework (MTSF), linked to a multi-year budget and using nationally tailored SDG targets and indicators. The MTSF provides flexibility in policy formulation and sequencing of actions to bring transformative change across all seven NSDS goals.

4. METHODOLOGY AND PROCESS FOR PREPARATION OF THE REVIEW

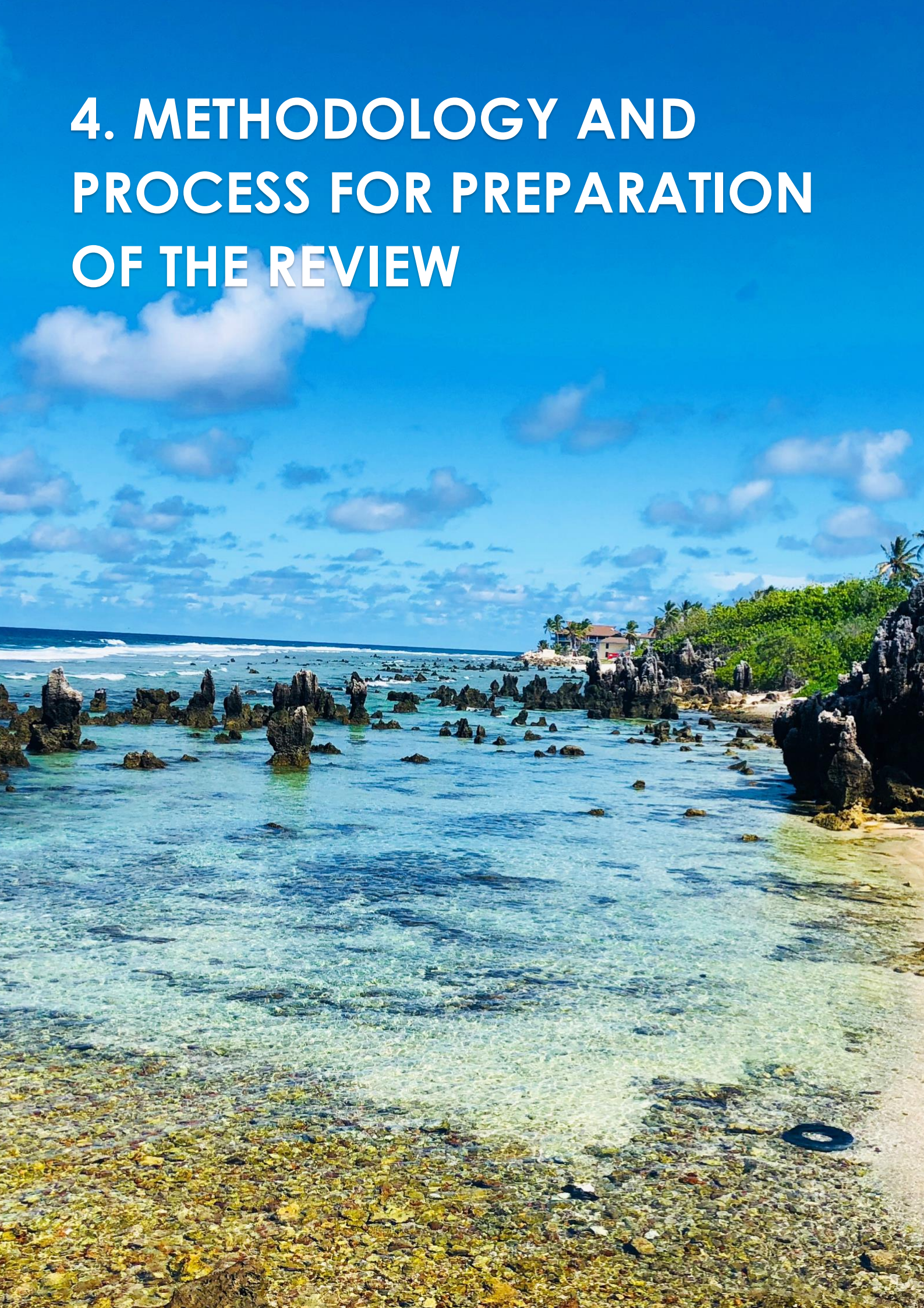

4.1 Reviewing the Nauru Sustainable Development Strategy

26. The foundation for the VNR process is the Government decision in 2016 to review the NSDS in order to promote alignment between the goals and priorities of the national strategy with the Government's commitment to the 2030 Agenda and the SDGs. The 2016 review and revision of the NSDS, led to the 2019-2030 NSDS, undertaken by a Technical Working Group (TWG) that included both government and civil society representatives [4]. As part of the review, the TWG conducted both community and sector-based consultations and an analysis of implementation progress under the NSDS which led to the identification of key national priorities across four sectors covering economic, social, infrastructure and cross-cutting issues.

3 National stakeholder consultations 2017

4.2 Revised Nauru Sustainable Development Strategy

27. Based on the identification of the key national priorities, the seven National Development Goals were designed to respond to the national vision of "A future where individual, community, business and government partnerships contribute to a sustainable quality of life for all Nauruans". As the NSDS is seeking to address measures to bring about transformative change in Nauru, it is aligned with the 2030 Agenda for Sustainable Development and the S.A.M.O.A Pathway with the principal objective of addressing the country's development need through a recognition of the interrelationships between the three key pillars of sustainable development of economic, social and environmental. The seven development goals, through which the NSDS is addressing the SDGs, are described as:

1. Stable, trustworthy, fiscally responsible government
2. Access to Quality Education, both formal and non-formal
3. Improved Health and Well-Being
4. Provision of enhanced social, infrastructure and utilities services
5. Development of an economy based on multiple sources of revenue

[4] Members of the TWG are Department of Foreign Affairs and Trade; Department of Fisheries; Department of Education; Department of Health; Department of Home Affairs; National Bureau of Statistics Planning; Aid Division, Ministry of Finance and Sustainable Development; and two civil society organisations.

6. Enhance resilience against the impacts of Climate Change that is inclusive of rehabilitating and restoring degraded lands
7. Development of domestic food production for food security

28. Key adjustments made in the development goals from the former NSDS were the separation of education and health into two standalone development goals and the inclusion of a specific goal to ensure heightened attention is given to enhancing action against the adverse effects of climate change and the restoration and rehabilitation of degraded land.

29. In terms of prioritisation within the seventeen SDGs, Nauru, in the medium term, is placing specific emphasis on the following:

- Take urgent action to combat climate change and its impacts (SDG13);
- Promote sustained, inclusive and sustainable economic growth, full and productive employment and decent work for all (SDG8);
- Build resilient infrastructure, promote inclusive and sustainable industrialisation and foster innovation (SDG9);
- End hunger and achieve food security and improved nutrition and promote sustainable agriculture (SDG2);
- Ensure healthy lives and promote well-being for all at all ages (SDG3);
- Ensure inclusive and equitable quality education and promote lifelong learning opportunities for all (SDG4);
- Conserve and sustainably use the oceans, seas and marine resources for sustainable development (SDG 14)
- Strengthen the means of implementation and revitalize the global partnership for sustainable development (SDG17).

4.3 Preparation of the VNR Report

30. With support from UN agencies, and in conjunction with Pacific regional organisations, the Nauru government and civil society representatives were provided with a number of training opportunities in the latter half of 2018 on the objectives of the VNR process and the preparations required for country presentations at the High Level Political Forum (HLPF). The training included a detailed introduction to the UNDESA Handbook for VNR preparation.

31. Under the leadership of the Planning and Aid Division of the Department of Finance and Sustainable Development, preparation of Nauru's first VNR began with the development of a comprehensive work plan covering the period February-August 2019 structured around four phases of (i) preparatory work and the appointment of SDG Champion or Minister who

assumed oversight for the preparation process; (ii) stakeholder engagement; (iii) VNR preparation that culminated in the submission of a final draft to Cabinet; and (iv) preparation for the HLPF presentation.

32. The work plan did envisage the appointment of a local consultant to support the preparation of the VNR, given the limited capacity in the Government. However, after unsuccessfully seeking expressions of interest in Nauru it was decided that the VNR report would be prepared by staff from the Planning and Aid Division under the guidance of the Technical Working Group. UN agencies and Pacific regional organisations provided technical support at the request of the Government.

5. POLICY AND ENABLING ENVIRONMENT

5.1 Creating ownership of the SDGs

33. The review of the NSDS and the involvement of the community and sector representatives provided a tangible opportunity in 2016 for the Government to introduce to the people of Nauru the 2030 Agenda and the SDGs. It allowed communities to consider the guiding principles of the Agenda and what changes might be introduced into the planning, budgeting and implementation processes to bring real improvements to the living standards of all Nauruans. The consultation process led to the identification of a range of key development priorities from the viewpoint of the community, all of which have now been given some attention in the revised NSDS.

34. The annual reporting process to monitor progress under the three-year Medium Term Strategic Framework (MTSF) and its links to the medium term budget framework for the same period, allows the Government to regularly report to Parliament and the wider community on progress under the NSDS and in turn the 2030 Agenda and SDGs. Where necessary adjustments can be made in response to changing circumstances.

35. In order to overcome some of these challenges and in the true spirit of sustainable development for all, the Government of Nauru has worked with some of its development partners to establish the **Nauru Trust Fund**. This Fund seeks to achieve the dual objectives of ensuring intergenerational equity and fiscal sustainability by putting aside a portion of what is described as windfall revenues now (earned through the RPC and from fisheries licenses) for future generations to access. By making this policy decision, the Government is seeking to build the Trust Fund to a level that will give future generations greater economic and social stability.

5.2 Incorporation of the SDGs in National Frameworks

36. As already indicated, efforts have been made to integrate the principles outlined in the 2030 Agenda and the SDGs, targets and indicators in the revised NSDS. However, there remains further work to be done to complete the process of aligning the SDGs targets and indicators to national priorities. Given the limited capacity to collect and analyse data to assess performance and the complexity or multi-dimensional nature of many of the SDGs indicators, it is anticipated that there will be significant localisation/tailoring of the indicators required. There are also challenges of producing disaggregated data and time series data given the timing of census and other collections.

5.3 Integration of the three dimensions

37. Earlier versions of the NSDS placed emphasis on the social and economic dimensions of development with the environment not given similar priority. However, the revised NSDS recognizes that for Nauru's longer-term survival, it is important that greater attention is given to enhanced action to combat the adverse effects of climate change and to restore and rehabilitate degraded and mined land. These adjustments do not mean any reduction in the importance of the economic and social dimensions of development, but reflects the reality that action is required across all three pillars of sustainable development simultaneously.

5.4 Leaving no one behind

38. Nauru has committed to a significant number of global policy and human rights conventions that address the call for leaving no one behind. The Government of Nauru has ratified a range of global human rights conventions. These include: (a) Convention on the Rights of the Child (1994); (b) Rome Statute in December (2000); (c) Convention on the Elimination of All forms of Discrimination against Women (2011); (d) Convention on the Rights of Persons with Disabilities (2012); (e) Convention against Torture and Other Cruel, Inhuman or Degrading Treatment or Punishment (2012); (f) Optional Protocol to the Convention against Torture and other Cruel, Inhuman or Degrading Treatment or Punishment (2013). Furthermore, the government of Nauru has signed the: (a) International Convention on the Elimination of all forms of Racial Discrimination (2001); (b) International Covenant on Civil and Political Rights (2001); (c) Optional Protocol on the Civil and Political Rights (2001); (d) Optional Protocol to the Convention on the Rights of the Child on the involvement of children in armed conflict (2000); (e) Optional Protocol to the Convention on the Rights of the Child on the sale of children, child prostitution and child pornography (2000).

39. At the national level, the government have policies in place to address the needs of the most vulnerable. Nauru is in the process of finalizing the Nauru National Policy on Disability. The NNPD5 aims to address concerns and issues faced by people living with disability, particularly in the areas of: (a) awareness raising and advocacy; (b) communication and technology; (d) education; (e) employment and training; (f) health; (g) assistive devices and equipment; protection; (h) protection and recognition of rights and legislation; (i) accessibility; (j) statistics, coordination and monitoring; (k) women, elderly, youth and children; (l) violence and abuse; (m) community care and support; and (n) sports and recreation.

40. The NSDS identifies women and girls, young people and people with disabilities as the most vulnerable in the community and through the community and sector-based consultations has identified a range of policy and programme options to address issues that most impact on

this group. These are covered in more detail in the analysis of progress against the seven development goals.

41. The valued role of women in public life in Nauru is reflected in the large proportion of public sector agencies historically headed by women, although only two women have ever been elected to Parliament in Nauru. During the Constitutional reforms in 2006, it was suggested that some seats be reserved for women, however, this was met with resistance from many in the community, including women, and was not pursued. In general, women face particular challenges to their equal representation, participation and experience of life in Nauru. Over recent years, recognition has grown of the centrality of women's rights to the overall development of Nauru – civil, political, economic, social and cultural. Furthermore, at the general election held in 2013 more women stood for seats and the result led to a woman candidate elected in Parliament who is currently holding a Ministerial position and various portfolios.

42. The education curriculum is gender neutral. The Department of Education Policy Manual (2007) "strongly supports the importance of gender equality that all children are treated fairly and equally whatever the gender". Gender discrimination and restriction is totally unacceptable within and outside the schools, with teachers required to uphold this policy.

5.5 Institutional and structural issues

43. Nauru, like other small island countries, has few opportunities to drive sustainable economic development as it continues to face multiple challenges that are linked to issues such as its high dependence on the importation of goods and services, a limited natural resource base and a narrow and unpredictable revenue stream.

44. Strong administrative, institutional and technical capacities of the public sector are the key building blocks for progressing the NSDS. The improvement of the performance of the public service has been a key strategy of the NSDS. This was done through the identification of capacity gaps and design of appropriate strategies to build capacity at individual, organisational and institutional levels.

45. The institutional framework for monitoring and coordinating the NSDS, including the 2030 Agenda, is structured as follow;

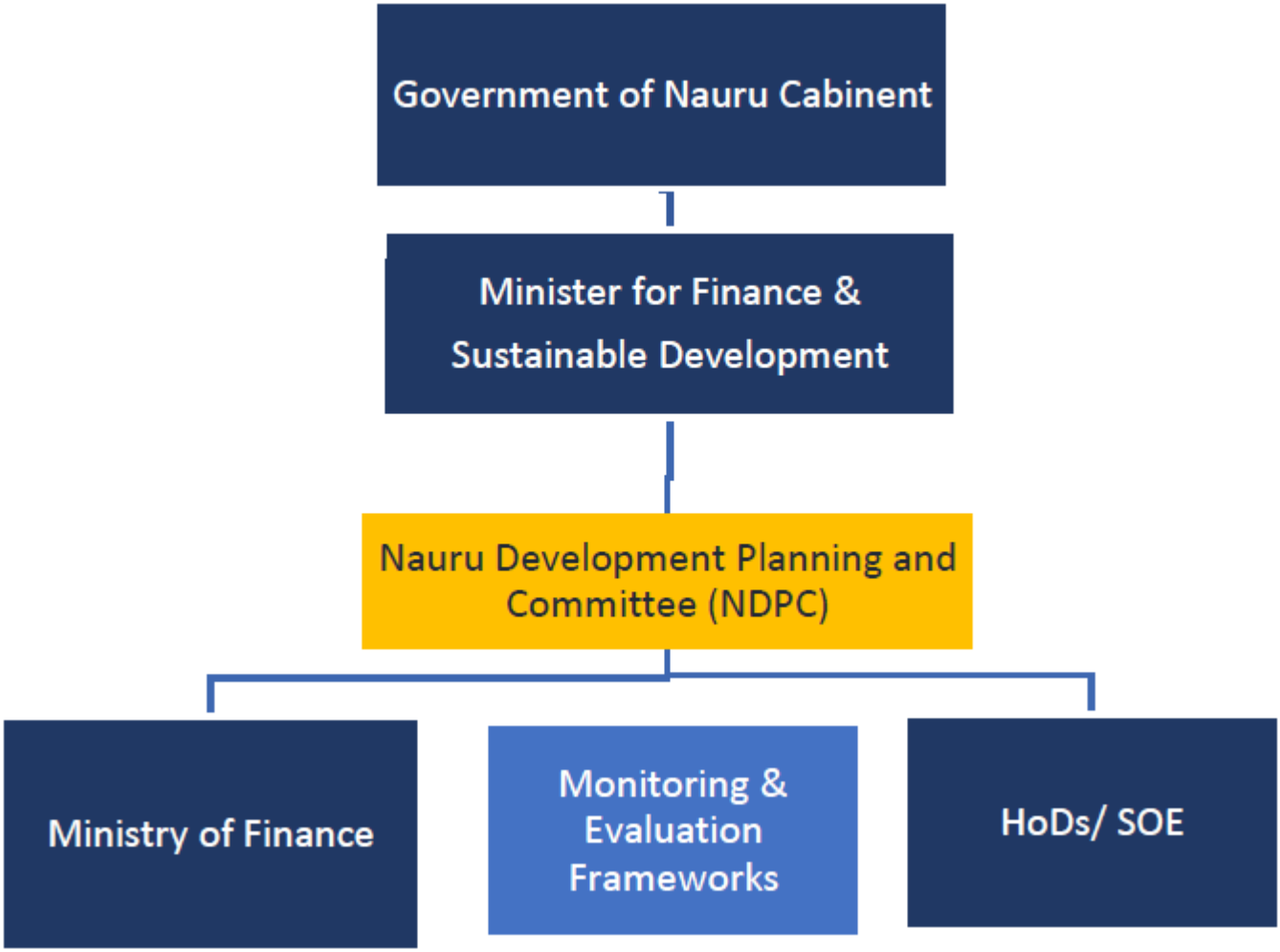

Government ministries and SOE shall be responsible for identifying the indicators, baseline benchmarks and target which will measure the progress of the implementation of the activities under the Policy Objectives. Ministries and SOE are required to make annual reports on their activities focusing on progress made towards the NSDS Key Outcomes. They shall identify challenges and propose remedial actions with associated costs. The Planning and Aid Division of the Ministry of Finance and Sustainable Development shall prepare an annual summary of progress in implementing the NSDS. Inputs would come from Annual Reports of Government Ministries, SOE, and reports by constitutional bodies, such as the Auditor. The Report would then be considered by the National Development and Planning Committee for tabling before Cabinet. The Report, together with any recommended changes, should be used in the preparation of the annual budget including aid donor projects. The Planning and Aid Division as the secretariat for the NDPC shall be responsible for all coordination activities.

46. One of the lessons learned from the implementation of the NSDS in its early stages is that it is important to prioritize and sequence activities. The revised NSDS has been designed to promote initiatives that are expected to lead to transformational change and as such focus on key areas often considered most difficult to resolve but which can trigger transformative

change with flow-on effects to other sectors. Many social, legal and political constraints hinder economic growth. These often result in low returns on investment, poor retention of added value by the private sector, and the prohibitive cost of finance. These constraints are present in many small Pacific countries with remote locations and a narrow range of resources. Overcoming these constraints requires that priority should be given to:

- strengthening governance systems and processes in all sectors;
- strengthening political administrative, technical and institutional capacities; and
- mobilizing access to land.

47. In response to this, the NSDS aims to create the appropriate environment and contribute to transformative change through the implementation of projects such as the re-development of the port, the submarine cable connection and Sports Complex Construction. These projects have the potential to create significant flow-on effects to the economy and will, over time, partially make up for the decline in revenues and employment caused by the changes to the operations of the RPC.

48. However, there is a need to strengthen the underlying conditions of political, administrative, technical and institutional capacities to ensure that the gains from such large investments are sustainable over the medium to long term. Furthermore, there is a need to adapt social and other norms during the process of strengthening institutional capacities, given the size of Nauru. Transactions will have to be carried out in a depersonalized manner which will be counter to the culture and social norms of Nauru. These issues are complex, but they need to be flagged as issues which the stakeholders will have to address if the transformative change is to be successfully delivered and contribute to the achievement of the national vision.

6. PROGRESS AGAINST NAURU'S NATIONAL DEVELOPMENT PRIORITIES

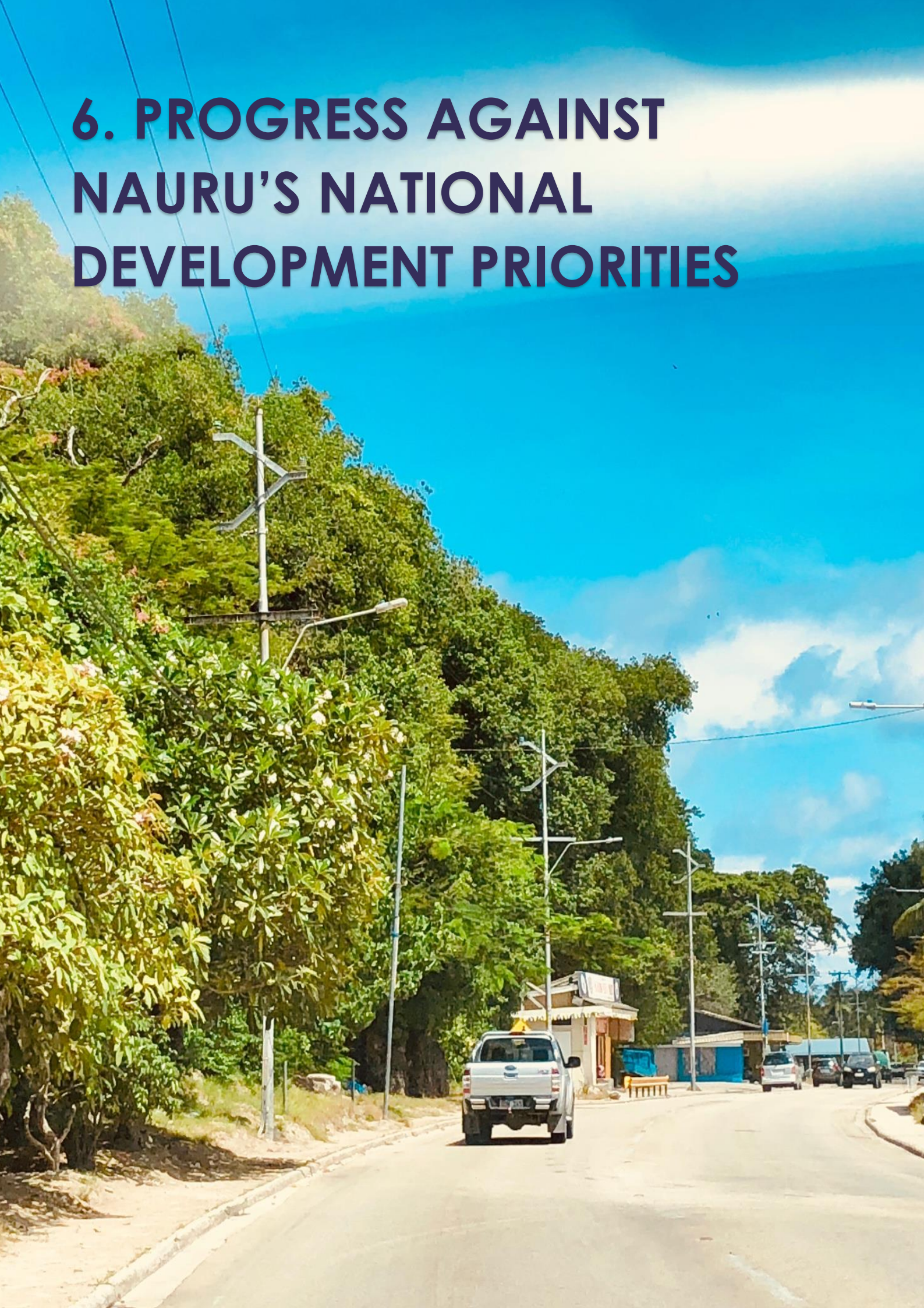

6.1 Stable, Trustworthy, Fiscally responsible Government

6.1.1 Policy Setting

49. The Constitution of Nauru was adopted in 1968 with a parliamentary system of government associated to Westminster-style. There are no formal political parties, All Members of Parliament (MPs) stand as independent candidates and will elect the President as head of government and head of state. Generally, the instability of government is a challenge for executing policies to deliver development programmes to meet or improve the quality of life for Nauruans. An amendment to the Constitution of Nauru was proposed in the 2013 general elections, which allowed for the increase in the number of MPs in the Parliament by one (1) member, thus constituting the total members of parliament to nineteen (19).

50. The judicial system is reliant on expatriate professionals, due the general lack of capacity and education, which is not exclusive to the legal sector. The cost for imported skilled personnel affects a viable judiciary system for the governance of Nauru. The Public Service is the largest employer in Nauru's and under the different legislative policies aims to ensure good accountability to serve the nation.

51. The communities of Nauru are generally accustomed to their dwelling district or their respective electoral voting constituencies. The national community-based organization (NCBOs), who are elected leaders from the communities are the point for communication as a development partner along with established NGOs, CSOs, and Faith based-organisations with the Government of Nauru in designing development programmes.

6.1.2 Impact, Outcomes, Policy Objectives and Performance Indicators

52. The governance institutions of Nauru are key building blocks for progressing the implementation and achievement of the NSDS priorities. Although progress has occurred in strengthening governance institutions, including the law and justice sector, more work is required to complete many of the reforms in the areas of an independent media, freedom of information, and a leadership code. Other issues identified include outdated legislation, the

need for more qualified local personnel, the court backlog, and issues of gender and child-based violence.

53. Governance institutions have had considerable support from development partners, particularly for strengthening the capacity of the legislature based on a modernized Constitution.

54. The key impact expected through the implementation of a range of initiatives outlined in the NSDS to ensure a stable, trustworthy, fiscally responsible government is to "Improve the quality of life for all in Nauru". To achieve this overall impact, there are public administration policy objectives, seven governance institutions policy objectives, six traditional leadership and culture policy objectives, six women and development policy objectives and four civil society policy objectives in the NSDS 2019-2023 Medium Term Strategic Framework (MTSF). It is intended that the MTSF will be supported through a medium- term budget framework and monitored through an annual development report on progress made against the NSDS.

55. The policy objectives for a stable, trustworthy and responsible government are:

Public Administration

1. Civil Service absenteeism to be reduced
2. Expatriate staff to be replaced by qualified Nauruans without reduction in service quality
3. Number of vacancies to be reduced
4. Appeals against personnel decisions to be reduced
5. Operational plans aligned to NSDS and budget to be maintained during medium term strategic framework period

Governance Institutions

6. Number of key legislations affecting the welfare of the people of Nauru to be passed
7. Number of Leadership code cases to decline
8. Number of complaints to Ombudsman to decline
9. Backlog of unaudited accounts to decline
10. Number of offences committed by repeat offenders to decline
11. Number of Nauruan lawyers to increase
12. Number of convictions for gender and child-based violence to decline

Traditional Leadership and Culture

13. Proportion of community leaders trained in community leadership programmes to increase
14. Proportion of community leaders in Boards and Committees to increase
15. No. of schools (primary/secondary) that have introduced the teaching of Nauru language to increase
16. Proportion of primary and secondary school students that can read Nauru language fluently to increase
17. Yearly turnover of community managed sustainable livelihood projects (SMEs/retail stores/microfinance) to increase
18. Number of people with disabilities in employment to increase

Women and Development

19. Proportion of CEDAW related programmes established and mainstreamed in all government plans, policies, strategies and programmes to increase
20. Proportion of women in Parliament to increase
21. Proportion of women in leadership positions in Government, Government Boards, and private sector to increase
22. Proportion of women in paid employment to increase
23. Per cent share of average household income contributed by women to increase
24. Proportion of community projects/programmes managed and implemented by women's groups/NGOs/Civil Society to increase

Civil Society

25. Proportion of CSO/NGOs that participate effectively in government processes to increase
26. Proportion of CSO/NGOs that have the capacity to design, propose and implement programmes to increase
27. Proportion of CSO/NGOs delivery services that are human rights based to increase
28. Proportion of CSO/NGOs bodies under the NGO umbrella secretariat to increase

56. The Department of Finance and the Chief Secretary's Department will be responsible for monitoring the implementation of these policy objectives using an M&E framework that includes an appropriate set of indicators. Monitoring progress at outcome level in the NSDS will be a whole of government responsibility under the leadership of the Cabinet using tailored/localized SDG indicators based on those listed in the table below.

KEY OUTCOMES	RELEVANT SDGs*	ASSUMPTIONS/RISKS
Key Outcome 20. Public Administration: Strengthen and develop the institutional capacity of the Nauru Public Service Key Outcome 21. Governance Institutions: Strengthen Parliament, Audit, Justice, Law, Order and Border Control Key Outcome 11. Traditional Leadership and Culture: A healthy, socio-cultural, inclusive, cohesive and self-reliant community with sustainable livelihoods Key Outcome 14. Civil Society: A robust, vibrant and effective civil society for a just and peaceful Nauru Key Outcome 12. Women & Development: A just society that recognizes and respects the rights of women and promotes equal opportunities	16.7.1 Proportions of positions (by sex, age, persons with disabilities and population groups) in public institutions (national and local legislatures, public service, and judiciary) compared to national distributions	Good coordination with other departments and community. Civil society remains securely funded. No external economic shocks negatively impacting government revenues. Private sector led growth contributes government revenues to help pay for social expenditures. Development partner programmes continue to support social and environmental activities.
	16.10.2 Number of countries that adopt and implement constitutional, statutory and/or policy guarantees for public access to information	
	16.10.2 Number of countries that adopt and implement constitutional, statutory and/or policy guarantees for public access to information	
	17.15.1 Extent of use of country-owned results frameworks and planning tools by providers of development cooperation	
	17.18.2 Number of countries that have national statistical legislation that complies with the Fundamental Principles of Official Statistics	
	17.18.3 Number of countries with a national statistical plan that is fully funded and under implementation, by source of funding	
	17.19.1 Dollar value of all resources made available to strengthen statistical capacity in developing countries	
	1.2.2 Proportion of men, women and children of all ages living in poverty in all its dimensions according to national definitions	
	1.3.1 Proportion of population covered by social protection floors/systems, by sex, distinguishing children, unemployed persons, older persons, persons with disabilities	
	5.1.1 Whether or not legal frameworks are in place to promote, enforce and monitor equality and non-discrimination on the basis of sex	
	5.2.1 Proportion of ever-partnered women and girls aged 15 years and older subjected to physical, sexual or psychological violence by a current or former intimate partner in the previous 12 months, by form of violence and by age	
	5.4.1 Proportion of time spent on unpaid domestic and care work, by sex, age and location	

	5.5.1 Proportion of seats held by women in (a) national parliaments and (b) local governments	
	5.5.2 Proportion of women in managerial positions	
	5.6.1 Proportion of women aged 15-49 years who make their own informed decisions regarding sexual relations, contraceptive use and reproductive health care	
	5.a.2 Proportion of countries where the legal framework (including customary law) guarantees women's equal rights to land ownership and/or control	
	5.b.1 Proportion of individuals who own a mobile telephone, by sex	
	5.c.1 Proportion of countries with systems to track and make public allocations for gender equality and women's empowerment	
	10.2.1 Proportion of people living below 50 per cent of median income, by sex, age and persons with disabilities	

*Excludes Indicators with methodology issues to be resolved

6.1.3 Priority Issues, Challenges and Initiatives Adopted

57. Creating the necessary skilled human resources is needed to facilitate the governance and sustainable development for the Republic of Nauru. This is in-line with the long-term priority for the NSDS of accessing high quality education. A holistic approach is required to strengthen governance institutions, including vital infrastructures and the processes and systems that take into account the Nauru context. Of particular importance is the need to ensure governance systems and processes and their application take account of the specific needs of the vulnerable groups including women, children, youth, persons with disabilities, the refugees and other groups that are subjected to discriminatory practices. Development projects have been largely driven by the government agencies, that generally have the technical skills but without the drive and ownership of NGOs & communities. As a result, the programmes have sometimes lacked the impact intended as the participation and empowerment by all community stakeholders was not genuinely inclusive. Collaborations and building stronger partnerships with the different government departments and the community needs to be ongoing to strengthen and ensure genuine engagement with civil society.

Recent successful governance initiatives have included:

- An on-island leaders course resulted in 15 Nauruan graduates;

- The enactment of a Parliament leadership code, and a consequential review is being planned.
- An internal public expenditure and financial accountability (PEFA) assessment was undertaken to measure the performance of Government financial systems.

58. Other governance initiatives have been reported under the annual NSDS progress report. However, as this report is only presented in narrative form, the incorporation and measurement of development progress using relevant indicators is a key challenge to be addressed in the future.

6.1.3 Way Forward

59. Key strategies identified for action in the future include:

- Initiatives to improve the efficiency and effectiveness of spending on government administration and services, using strategic outcomes as the benchmark and linking these to the approved annual budget allocations.
- The government will assess the feasibility of institutionalizing output-based budgeting linked to operational planning in all ministries and departments. This should include a strategy to improve value for money in government spending (including the development of improved procurement and contracting capacity within government) and identifying non-core functions which could be outsourced to the private sector.
- The government shall improve the performance of the public service by reviewing accountability and reporting systems and performance and through the operations of the Performance Management System. The government shall identify capacity gaps and design appropriate strategies to build capacity at individual, organizational and institutional levels.
- The promotion of community awareness of, and participation in, governance processes through improved media (Radio and TV) reporting shall continue and media outlets shall be encouraged to provide increased content on government and parliamentary

processes and activities. The public understanding of legislation shall be promoted through media dissemination in the Nauruan language.

- Promoting traditional community leadership through the development of community leadership programmes and training.
- The government shall strengthen community participation and self-reliance through community projects such as the development of NGO/Civil Society Community training/capacity building programmes. This should include developing and delivering community training/capacity building programmes.
- Support mainstreaming of the needs of women in national policies, plans and budgets as well as reviewing legislative compliance with CEDAW and building awareness that violence against women and children is a human rights violation.
- Establishing a safe house for victims of domestic violence.
- Educating communities on the importance and role of women in leadership and political decision-making positions.

The key priorities identified during the community consultations for Stable, Trustworthy, Fiscally responsible Government were;

- Strengthening culture and tradition through better focused social and community programmes
- Strengthening social inclusion through greater participatory processes in policy design
- Ensuring more effective youth justice through programmes which are structured to ensure voices of young people are heard
- Recognizing contribution of young people through participatory processes
- Addressing the issues of youth at work
- Developing child and youth friendly communities to support greater social cohesion
- Providing greater recognition of the role of women in the community through better designed community programmes
- Developing sustainable communities to achieve greater cohesion through the design of

6.2 Access to Quality Education, formal and non-formal

6.2.1 Policy Setting

60. The Department of Education and Training (DOET) operates under the Education Act 2011 with the commitment that all students complete school as confident, literate and numerate citizens able to participate in and contribute to the national and global society and economy. The guiding principles of the Department are that:

- Every child has the right to education;
- Parents have the responsibility of choosing a suitable education environment for their children; and
- Education should be provided to a child in a way that provides positive learning experiences; promotes a safe, supportive and inclusive learning environment; and recognizes the child's educational needs.

61. The Education Act 2011 emphasizes that the Government, parents, teachers, school communities and non-government entities should recognize the fundamental importance of education; and work collaboratively to achieve the best educational outcomes for school-age children.

62. Schooling in Nauru is free and compulsory for all Nauru children aged 5-18 years, which in recent years also included children of refugees and asylum seekers. For children of expatriate staff however, this provision extends only to 16 years of age. There are ten government schools one of which is for children with disabilities. The prescribed language of instruction is English although Nauruan teachers may use the Nauruan language for clarity when appropriate. Students attend school for forty-weeks of the year, 5 days a week and for 6 hours of instruction per day.

63. There are two years of early childhood schooling, beginning with pre-school in the year that a child turns 5 years of age and prep the following year before progressing automatically to 8 years of Primary and 4 years of Secondary schooling. A Nauru national curriculum is offered up to Year 10, while the learning program offered at Years 11 and Y12 is the Queensland

Certificate of Education (QCE) which is accredited by the Queensland Curriculum and Assessment Authority under the Australian Qualifications Framework.

64. The Nauru Technical and Vocational Education Training (TVET) Centre delivers and administers various accredited training programs on behalf of TAFE Queensland for QCE students enrolled at the secondary school as well as adult students from the general public. Nauru also hosts a local campus of the University of the South Pacific which offers post-secondary courses at preliminary, foundation and degree levels through face to face or online modes.

6.2.2 Impact, Outcomes, Policy Objectives and Performance Indicators

65. The revised NSDS recognizes that improving education outcomes is important for sustainable development and as a consequence a standalone development goal has been created to focus specific attention on improving access to quality formal and non-formal education.

66. The key impact envisioned in the education sector through the implementation of a range of initiatives outlined in the NSDS is that "Every student completes school as a confident citizen with the knowledge, skills, attitudes, and values to participate in, and contribute to the national and international society and economy". In support of the impact, key outcomes for the period 2019-2023 are focused on; achieving improvement in the quality of education and a broadening of the scope and reach of education in Nauru; and investing in youth, for a sustained future for Nauru.

67. To achieve these outcomes and see progress towards the overall impact for education in the NSDS, there are 12 policy objectives in the NSDS 2019-2023 Medium Term Strategic Framework (MTSF). It is intended that the MTSF will be supported through a medium-term budget framework and monitored through an annual development report on progress made under the NSDS.
The 12 policy objectives for the national development priority for education, which also address the key youth issues are:

Education

1. Net enrolment ratio in primary education to increase
2. Proportion of pupils starting grade 1 who reach last grade of primary schooling to increase

3. Literacy rate of Year 12 students to increase

4. Student attendance rates to be raised

5. Proportion of special needs students attending Able Disable Centre to increase

6. Percentage of teachers with a diploma or degree to increase

7. Proportion of youth population undertaking either academic or TVET courses to increase

8. Pass rates for access to regional tertiary study opportunities to increase

9. Number of people with disabilities in employment to increase

Youth

10. Number of out of school youth to decline

11. Youth unemployment rate lowered

12. Number of offenses committed by young men to decrease

68. The DOET will be responsible for monitoring the implementation of these policy objectives using an M&E framework that includes an appropriate set of indicators. Monitoring progress at outcome level in the NSDS will be a whole of government responsibility under the leadership of the Planning and Aid Division of the Ministry Finance and Sustainable Development using tailored/localized SDG indicators based on those listed in the table below.

KEY OUTCOMES	RELEVANT SDGs *	ASSUMPTIONS/RISKS
Improve the quality and broaden the scope and reach of education	4.1.1 Proportion of children and young people (a) in grades 2/3; (b) at the end of primary; and (c) at the end of lower secondary achieving at least a minimum proficiency level in (i) reading and (ii) mathematics, by sex	Enhanced societal valuation of education External economic shocks reduce revenues available for education. Effective communication between DOET and students and parents. Sustained Government and development partner funding and technical support.
	4.2.1 Proportion of children under 5 years of age who are developmentally on track in health, learning and psychosocial well-being, by sex	
	4.2.2 Participation rate in organized learning (one year before the official primary entry age), by sex	
	4.3.1 Participation rate of youth and adults in formal and non-formal education and training in the previous 12 months, by sex	
	4.4.1 Proportion of youth and adults with information and communications technology (ICT) skills, by type of skill	
	4.5.1 Parity indices (female/male, rural/urban, bottom/top wealth quintile and others such as disability status, indigenous	

KEY OUTCOMES	RELEVANT SDGs *	ASSUMPTIONS/RISKS
	peoples and conflict-affected, as data become available) for all education indicators on this list that can be disaggregated	Early solutions to national cross cutting issues can be secured. Teaching service terms and conditions attract and retain qualified and motivated staff.
	4.6.1 Proportion of population in a given age group achieving at least a fixed level of proficiency in functional (a) literacy and (b) numeracy skills, by sex	
	4.a.1 Proportion of schools with access to (a) electricity; (b) the Internet for pedagogical purposes; (c) computers for pedagogical purposes; (d) adapted infrastructure and materials for students with disabilities; (e) basic drinking water; (f) single-sex basic sanitation facilities; and (g) basic hand washing facilities (as per the WASH indicator definitions)	
	4.b.1 Volume of official development assistance flows for scholarships by sector and type of study	
	4.c.1 Proportion of teachers in: (a) pre-primary; (b) primary; (c) lower secondary; and (d) upper secondary education who have received at least the minimum organized teacher training (e.g. pedagogical training) pre-service or in-service required for teaching at the relevant level in a given country	
	8.5.2 Unemployment rate, by sex, age and persons with disabilities	
Investing in Youth – A sustained future for Nauru	4.3.1 Participation rate of youth and adults in formal and non-formal education and training in the previous 12 months, by sex	
	4.4.1 Proportion of youth and adults with information and communications technology (ICT) skills, by type of skill	
	8.6.1 Proportion of youth (aged 15-24 years) not in education, employment or training	
	8.b.1 Existence of a developed and operationalized national strategy for youth employment, as a distinct strategy or as part of a national employment strategy	

*Excludes Indicators with methodology issues to be resolved

6.2.3 Priority Issues, Challenges and Initiatives Adopted

6.2.3.1 Formal Education

69. Early years of education: The focus in this sector is on the foundation years of education from Pre-school to Year 2, which in 2019, accounts for around 1,300 students, which is a third of the total school enrolment in Nauru. Targeting this sector will ensure all students gain foundation literacy and numeracy skills and embed positive attitudes to learning. It is expected

that strong foundations in learning will contribute towards successes and increased retention in later years of education.

70. The development of a detailed medium-to-long-term (five to 10-year) plan integrated with the overall Education strategic plan to provide relevant, quality and effective teaching and learning experiences that lay the foundations for long-term student success is of high priority. Based on evidence from a recent review of the Education sector and regional/global good practice, the early years' plan should focus on:

- recruiting, training and retaining Nauruan teachers in quality, contemporary best practice in ECE and in foundation years of learning
- limiting class sizes (no more than 20)
- addressing infrastructure needs to support smaller class sizes
- ensuring all students in these cohorts are able to benefit from the planned interventions
- using oral mother tongue for teaching in Prep and gradually transitioning to English as appropriate
- accessing skills and knowledge for early identification and intervention for students with learning difficulties
- using a whole of school positive approach to student behaviour
- utilising an evidence-based approach to application of strategies.

71. Initiatives adopted to deal with early years of education include its identification as a priority area for Nauru in the Pacific Regional Education Framework Phase 1 implementation. Early childhood education is also recommended as a priority area for the new phase of Australia DFAT funding that is currently being designed. An inclusive education project is currently in its first phase of implementation to give effect to a provision in the Education Act to adopt and implement a policy of inclusive education in all schools, as far as practicable.

72. Increasing the number of qualified Nauruan teachers is addressed through a residential (on-island) teacher education project that is in its sixth year of implementation. So far, the project has produced 33 graduates with an Associate degree in Teaching (with a Pacific focus) - 13 at ECE level, 15 primary and 5 in secondary. A number of these graduates are pursuing degree programs to enhance their qualifications.

73. School Attendance Rates: The total schooling population in 2016 was 3,499 comprising 1,789 boys and 1,710 females. In 2018, there was an increase of 11% in the total enrolments compared to 2016, this time with a 10% increase in primary enrolments and 14% increase in secondary numbers; the ECE enrolments however decreased by 10% over this period. In 2019, the overall increase in student enrolments was only 1% compared to 2016, reflecting decreases of 15% and 26% in ECE and Secondary enrolments respectively, while the primary enrolments increased by 14%. Included in the school enrolments are children of Refugees/Asylum seekers who account for about 3% of annual enrolments from 2015 to 2018, and less than 1% of enrolments by children of expatriate workers.

74. In 2017, the Primary completion rate was 85%, while the Secondary completion rate was 56%, indicating rather high attrition rates from the system after Year 6. From the 2018 enrolment figures, around 13% of Year 6 and Year 7 students did not enroll at the next year level in 2019. Similarly, even larger proportions of 2018 students in Year 8 and Year 9 (around 43%) and Year 10 (51%) and Year 11 (63%) did not enroll at the next level this year.

75. A number of students leave the Nauru system and go overseas (principally on scholarships or through private funding to Fiji and Australia) to complete their schooling. While the number of government sponsored students can be determined, the number of private students is not known to the Department of Education. Fluctuations in student enrolments in the last few years may also be attributed to enrolments and departures of Refugee/Asylum seekers' children in the Nauru school system, for whom there were 29 enrolments in 2014, 77 in 2015, 104 in 2016, 124 in 2017 and 95 in 2018 and none in 2019 as most of the Refugee/Asylum seekers' children have been resettled overseas. Other reasons for decreasing enrolments include lengthy non-attendance and students leaving the system for other reasons. A more efficient and responsive communication flow, data capture system and policy guidance on dealing with students leaving the Nauru education system would provide more accurate

The key priorities identified during the community consultations for "Access to Quality Education, formal and non-formal" were;

- Strengthening the capacity of Nauruans to identify opportunities for employment by improving non-formal education and learning opportunities
- Achieving greater potential in learning and development through the removal of institutional barriers
- Building an adaptable and responsive education system consistent with Nauru's cultural and social context which are also consistent with regional standards

information about actual enrolments instead of continuing to include registered students who are not attending but with no official information on their status.

76. School attendance has been an ongoing issue across the education system. In 2016, the average attendance rate across the education system was 54%; in 2017 and 2018, these figures were 44% each.

77. The low attendance rates are perplexing considering that the government has introduced many policies to encourage attendance such as the free lunch programme, free transport, the engagement of expatriate teachers, employment of liaison officers for each government school, and the allocation of considerable expenditure to improve school buildings and facilities. In May 2016, the Nauru Education Assistance Trust (NEAT) scheme was introduced as a further encouragement to students to attend school by offering $5 for each day that they attend school, payable after graduation at the end of Year 12. The attendance rates spiked considerably in the early days, but the numbers have since dropped again.

78. Absenteeism also impacts on the efficiency of schools. Schools are staffed and organized on the number of students that enroll at the start of the year, but if regular attendance is low then resources provided to the school would be over entitled.

79. In 2016, DOET introduced a school attendance policy to encourage schools to take a more proactive role in improving attendance. Parent surveys suggest that the principal reasons for why their children do not attend school included: bullying, disinterested teachers, an irrelevant curriculum and a perceived low value of education provided by schools. The low attendance may be an indicator of a more fundamental set of explanations which are not being addressed in the attendance policy and needs to be the subject of much deeper research than prima facie analysis of survey results. Currently, a survey is being undertaken to seek local community's perception of education, to identify gaps in community expectations and the services and quality of education provided by the system. The ultimate goal is to develop an education service that will attract and retain students in the long term.

80. Quality education: Teacher employment is not adequately determined by the need for appropriate qualifications and a commitment to teaching for quality education. As a result, this severely undermines the key development goal for Education. While the percentage of qualified teachers in Nauru has increased since 2014, the educational outcomes for early learning, primary and secondary students still remain very low:

- Only 25% of primary students meet minimum proficiency standards in literacy, 28% meet minimum proficiency standards in numeracy, and 26% of secondary students meet minimum proficiency standards in numeracy[5].
- A 2017 Nauru literacy and numeracy benchmarking study shows that:
  - For Grade 3, 73% of students are below the expected level, with 48% of these students critically or well below.
  - For Grade 6, 71% of students are below the expected level with 48% of these students critically or well below
  - Literacy convention disaggregation results suggest writing convention is poorest in both grades. Comparison with available Year 6 benchmarking results (published in the most recent 2014 Education Review Report) shows that the percentage of students achieving reading and writing benchmarks has fallen since 2013 (see Table below).

Table: Percentage of Year 6 students at or above benchmark, comparison 2013, 2017

	2013	2017
Reading	52%	41%
Writing	33%	17%
Conventions & Grammar	64%	No data available
Spelling	52%	No data available

Source: Education Review Report 2014 and Assessment Report, DoE. 2017)

  - For Year 9, only 27% (56) of all students (204) sat the exams. Of these, 57% passed spelling, 7% passed reading and 16% passed numeracy (Assessment Report, DoE. 2017)[6] .

81. Recruiting, Training and Retaining Teachers: In 2016, DOET had an establishment of 193 school-based professional positions. However only 73% of the posts were filled and of those 53% were filled by Nauruans. Through the UNE Teacher education program, 33 Nauruan teachers gained Associate Degree in Teaching (ADT) qualifications between 2016 and 2019, with a further 9 in training. As well, 8 recent ADT graduates are currently enrolled in a Bachelor of Education program through UNE and 2 others pursuing degree studies at the University of the South Pacific. In 2018 and 2019, Nauru teachers make up 58% of all positions, an increase of 5% from 2016.

---

[5] SDG 4 in the Commonwealth, Status Update Report, 2018

[6] Note: this data contains only a small sample of the cohort and results were compiled by NSS teachers and had some inconsistencies

82. Quality teachers in Nauruan schools are vital for sustainability and improved student learning. A combined and holistic approach of recruiting, training and retaining Nauruan teachers is the key to sustaining long-term educational outcomes. Teachers need to be valued and see teaching as a viable and rewarding career. This builds on a focus on increasing the number of qualified Nauruan teachers. Moreover, the Education Strategic Plan 2017-2021 identifies this as a major area of work and notes that a Teacher Attraction and Retention Committee (TARC) will be established to review the issues surrounding teacher attraction and retention, and provide recommendations on areas such as: improved pay, study leave, performance-based bonus, and how to attract more male teachers. To further promote sustainability of teacher education, retention strategies for quality teachers is critical. Success in this area may also help gradually reduce reliance on regional expatriate teachers who currently fill critical temporary gaps in teaching staff, but ultimately may not be the most appropriate educators for Nauruan students.

83. Senior secondary: Activity in this sector should be focused on consolidating the gains made to date, continue to support the QCE curriculum and the TAFE accreditation. It was suggested during consultations that a new curriculum may be introduced in NSS which would mean Nauruan teachers would require more training or support. This sector only has an enrolment of around 200 students annually; however, if successful, it provides immediate access to work (TVET certification) or further study (QCE). It is recommended that although this sector continue to receive funding initially, this funding support is gradually redirected to the early years of education.

84. Community support for Education: A survey of community perceptions of education and schooling conducted for the development of Footpath IV revealed a general lack of recognition of the significant reforms in education and training. However, one of the important factors in improving student learning outcomes is parental and community involvement in the education of the child, especially in terms of the value that parents and community place on education. The manifestation of a society's education social capital is partly reflected in the degree of motivation that a student has in achieving such things as excellence in their schoolwork, respect for their teachers and peers and attendance. The continued low attendance and retention rates indicate that there is very little or poor community support for education.

85. Education Working Group. The Education Working Group was established by the Brisbane Catholic Education whilst it was on Nauru to bring together key stakeholders from the Refugee Processing Centre, Australia Border Force, Department of Home Affairs, Schools and the Education Department to provide direction and support for the integration of Refugee and Asylum Seekers children into Nauru schools. While the purpose for the group is no longer relevant since there are no more R/AS students in schools as from 2019, the working group can be reformed to have a strategic and inclusive approach to education improvement. This could be inclusive of DOET, Youth Affairs, USP and development partners.

86. Impact on the workplace: The right of every child to a quality education is complemented by the economic reality that every economy needs to produce a critical number of skilled and educated school graduates each year. This human capital resource is necessary to replace those who retire from or leave the workforce without importing the resource. There is no definitive study available to define the critical number of graduates needed each year, but an estimate based on Nauru's 2014 workforce of 3907 Nauruan nationals and 909 expatriates, is eighty-five Year 12 graduates per year (approximately 2% of the combined workforce). In 2015, the number of Year 12 graduates combined (graduating in Nauru and overseas) was 15. This is only 0.3% of the combined workforce and for every year that the critical number of student graduates falls below the critical threshold, the more reliant the economy becomes on the number of expatriates or skilled immigrants to sustain the economy.

87. This situation can be managed if the cost of the engagement of expatriates is guaranteed through the national budget, donor budget or both. However, both funding sources are unpredictable in the long term and thus imposes a significant economic risk to the country. It is fundamental to Nauru's economic sustainability and development that DOET produces a minimum of 85 Year 12 graduates each year.

88. Infrastructure: The completion of the Learning Village that was envisaged in 2005 and fully operational in 2018 is an important development in the education sector. However, there is still a need for more infrastructure support to construct climate resilient schools. The current infrastructure would be inadequate if all students were in school, with indications that if full enrolment was achieved, current schools/classrooms would be very overcrowded. In April 2018 a feasibility study was commissioned by DOET for the construction of a new primary school for years 1 to 6 on the site of Nauru Primary (formerly known as State House Site), with DOET

---

[7] Situational Analysis of Employment in Nauru, ILO, Suva (p17) 2015

already identifying the need for more primary classrooms. The Education Management Information System (EMIS) data indicates that primary school classrooms are overcrowded.

4. Nauru College students 2018

89. A review of TVET classrooms suggests that some additions and modifications are required. These include: construction of a new multipurpose classroom; construction of a separate toilet block from the Nauru Secondary School, and enhancements to two trade classrooms to meet TVET Certificate III and IV accreditation.

90. Health Education: The Nauru Government is committed to providing improved health outcomes that lead to a longer and improved quality of life for all. DOET will support this policy by including health messages and lessons in the curriculum through the physical and wellbeing studies curriculum and the family life education curriculum. It will coordinate these activities through a Memorandum of Understanding with the Health Ministry that also covers general student health and support in identifying and treating students with learning difficulties and disabilities.

91. Inclusive education: An inclusive education policy has been developed and an Inclusive Education (IE) program is being rolled out this year to provide a multi-pronged approach to implement the IE policy and give effect to the IE provision in the Education Act. The program includes training for ECE and primary teachers to support inclusive education, classroom support for students with learning difficulties and disabilities as well as professional training and postgraduate scholarship in Special Education for the Disability Coordinator. Additional support needed for IE includes infrastructure improvements and parental and community involvement.

There is continued support for the Able Disable Center. A team of students was sent to participate in the Disability Olympics for the first time and they came back with several medals including gold which has made the issues of persons with disabilities more visible, recognized and supported by the community at large.

92. Recent emerging issues: A more recent issue impacting the education sector is the number of refugee and asylum seeker children who will be enrolling in the Education system for an unknown period. There is the intangible issue of events outside education impacting on the progress of these children as well as the need for new skills required by Principals and teachers to provide the best education for these children in their schools and classrooms. Footpath IV provides a number of initiatives to implement government policy in fully integrating these students into the education system. These initiatives include embedding Australian teachers and specialist educators into schools, maintaining close cooperation with support services provided by Australia for the overseas arrivals, conducting an induction program for all new arrivals and seeking to engage the services of any professional educators among the new arrivals.

93. The enrolment of refugee and asylum seeker children has added to the complexity of estimating overall student attendance and enrolment rates. For example, even though certain number of these students are already enrolled in the Nauru school system, limited information is available on the status of these students. Schools are not notified if refugee and asylum seeker students are going to be away because of migration arrangements or due to medical evacuations.

6.2.3.2 Youth

94. The Nauru National Youth Policy (2009-2015) identifies youth groups, including those who have not received adequate formal education to be targeted by urgent measures and intervention strategies and to reduce its negative impact on social and economic development by providing incentives for them to engage in productive activities or re-entry programs. The introduction of Family Protection and Child Protection Act will improve the access to education by children from troubled homes.

6.2.3.2 Non-formal Education

95. Non-formal education on Nauru is limited, due to the lack of providers in this area. USP offers courses in basic literacy and preliminary and foundation level studies to provide entry qualifications into tertiary studies and TVET provides courses for the public in a number of

trades. However, these courses require the completion of at least 10 – 12 years of formal education or relevant work experience. Technical courses in a range of areas are also offered to Nauruans through APTC's program which includes delivery of short courses, skill-sets training and ongoing partner outreach. APTC has a joint desk for Nauru and Vanuatu located in Port Vila, with plans to establish a Nauru-based host for APTC representation.

96. The Department of Education is commissioning a scoping study for an accelerated learning program for school leavers with no formal qualification but who have a desire for higher education or employment. The program is designed for re-entry into education at the Year level commensurate with their level of literacy and numeracy and may be accelerated towards QCE or TVET qualifications depending on students' progress.

6.2.3.2 Scholarships

97. Nauruan students are offered several scholarships at the secondary and tertiary level. At the secondary level, Year 8 students compete for fifteen scholarships per year, with funding from the Nauru Government. Under a new arrangement introduced in 2019, Year 9 students can now compete for 10 scholarships that are jointly funded by the Governments of Nauru and Australia, with each funding five scholarships. The Year 8 scholarships are tenable at a Fiji secondary school while the Year 9 scholarships at a Brisbane secondary state school.

98. Tertiary scholarships are available for most courses in Fiji, Australia, Thailand, Republic of China (Taiwan), New Zealand and regional TVET providers such as Australia Pacific Technical College (APTC). Tertiary scholarships include:

- Australian Pacific Development Scholarships (tenable in Australia)
- Australian Regional Development Scholarships (tenable in the Pacific region)
- New Zealand Aid Scholarship
- New Zealand Commonwealth Scholarship
- New Zealand Short Term Training Scholarship
- Ministry of Foreign Affairs Republic of China (Taiwan) Scholarship
- Republic of China (Taiwan) – Pacific Islands Forum Scholarship Scheme
- Higher Education Scholarship Program- Taiwan ICDF
- Japanese Government Scholarship
- Morocco Scholarship
- Thailand Scholarship

99. There have been promising results in post-secondary education outcomes. In 2015-2016, 28 Nauru Secondary School students received TVET certificates which increased to 80

TVET certificates among NSS students in 2017 (EMIS data). The new USP campus constructed as part of the Learning Village will provide access to USP courses for more Nauruans.

6.2.3.2 Planning, Implementation, Monitoring & Evaluation

100. There has been continued efforts for corporate planning as evidenced with the production of the Footpath IV. The Footpath IV as operationalized through DOET Annual Operational Plans (AOP) is evidence of DOET's strong commitment to strategic planning for the implementation of Nauru's NSDS. DOET's AOP is the main tool for managing the implementation, funding, timing and monitoring of the budget strategies for a financial year. As such, AOPs are a valuable management tool and will play an important role in the work of DOET in the next five years. Developing an AOP is an opportunity for building an organizational culture of teamwork and visioning by involving teams in its preparation and monitoring.

101. Previous AOPs were dominated by the engagement of expatriate consultants with the AOP FY16/17 providing for 15 consultancies. Although consultants are an important source of assistance, their excessive use can diminish the benefits they bring if their ToRs (Terms of Reference) are not coordinated by DOET. A more fundamental concern with the overuse of consultants is the lack of Nauruan ownership of reforms, a lack of capacity development and the subsequent failure of the reform or program once the consultant contract is completed. Local consultancies were introduced in 2018 to conduct research, surveys, reviews and scoping studies of new initiatives to generate evidence and information for planning and decision making. These include a case study on the effectiveness and impact of UNE trained teachers on students and students' academic outcomes to plan future strategies based on lessons learnt.

102. In the EMIS, there is evidence to suggest that DOET would benefit from short-term capacity building in monitoring, evaluation and reporting, and the completion of EMIS to meet all DOET needs, especially in the area of usage and analysis of student assessment reporting.

6.2.3.2 Development Partner Support

103. Nauru's education sector benefits from a commitment by government and development partners to improve student learning, but Nauru's student learning benchmarks and assessment statistics continue to be disappointing. Despite these results, development partner support remains strong and constant with Australia being the most significant partner. New Zealand remains steady and consistent providing both in-kind and grant support. Increasing interest from other partners include Israel (water reticulation project), Japan (offering

infrastructure assistance) and Canada (offering water tanks for the schools). It is recommended that there is improved development partner coordination. This may include partners jointly agreeing on broad areas of funding support and could be initiated as part of the DFAT re-design of its education programming in Nauru.

6.2.4 Way Forward

104. The Education Department has been implementing a number of strategies to strengthen and improve its capacity, provisions and the system as a whole. These include teacher training to increase the number of qualified Nauru teachers, provision and support for offering the Queensland based Certificate of Education at Senior secondary level of education, improvement of the Year 8 and Year 9 Scholarships examinations and administration, leadership programs for school principals, TVET support, recruitment of expatriate teachers to fill teaching vacancies, internet connectivity, professional development for staff, library training and purchase of library books, and curricular innovations such as the PAWS program, Creative Arts, Family Life education, and integration of climate change, energy and health into the curricula.

105. There is also support for school infrastructure improvement and development, and support for community play centers. In 2019, the Inclusive Education program which has been in the pipeline for a number of years is finally being implemented with development partner support in order to give effect to the IE provision in the Education Act. The government continues to support its vision that all students complete a full course of primary schooling or participate in an alternative, good quality primary education programme, and that schools become venues for youth and adult continuing education and training programmes to provide students with relevant life skills. Learning will be promoted in an environment that is free from environmental dangers, physical abuse, bullying or lack of discipline and where students with physical disabilities can access mainstream education services while special needs student (including students with a mental disability) can access suitably targeted education services.

106. The Ministry of Education will strengthen its policy development and alignment with its corporate plan and budget. TVET will be further enhanced to provide employment opportunities for youth and skilled people for private sector development.

6.3 Improved Health and well-being

6.3.1 Policy Setting

107. The Government of Nauru is the sole provider of health care services to residents of the island, and access to health care and health facilities is free for all Nauruans. There is one hospital (the RON Hospital), one Public Health Centre and four community wellness centers. The Refugee Processing Centre (RPC) does provide health care services but this is limited to Centre staff and refugees.

108. The state of health and wellbeing of the people of Nauru is below regional and global standards, with life expectancy among the lowest in the Pacific region. The only notable progress has been seen in relation to maternal, neonatal and child mortality. Reproductive health related admissions constitute 25% of the workload at RON hospital, which confirms the near universal level of expert attended deliveries. The quality of health outcomes is of concern, not only on current measures, but also because indicators relating to predetermining conditions and lifestyle suggest health status is unlikely to improve and, indeed, may worsen given the international evidence of a transgenerational effect on population health. The lack of agricultural production in Nauru, the prohibitive costs of importing fresh, healthy food, lifestyle choices and a lack of awareness of the importance of nutrition often contribute to the poor diet and health of the general population.

109. The provision of health services on Nauru remains expensive, with costs increasing in parallel to the incidence of Non-Communicable Diseases (NCDs). For example, the annual expenditure for diabetes currently accounts for 20% of the government's annual health care expenditure. This NCD burden not only adds to the cost of the health sector, but also significantly decreases the size and productivity of the available labour force.

6.3.2 Impact, Outcomes, Policy Objectives and Performance Indicators

110. Health is a key sector which must be strengthened if the vision of the NSDS is to be achieved. Community consultations as part of the NSDS preparation process identified health management as a key challenge in Nauru, with the following three action areas identified:

- Improving well-being and health outcomes by strengthening the Health Department's technical and administrative capacities;
- Improving physical and mental health outcomes through more effectively funded and implemented programmes; and
- Strengthening better health outcomes by developing more effective health promotion.

The revised NSDS recognizes that improving health outcomes are critical for sustainable development and as a consequence a development goal focused only on health has been created. In doing so, the Government has recognized that despite the significant resources of government and development partners provided to this sector, there remains continuing challenges in achieving satisfactory health outcomes in the country. Lifestyle habits, including excessive alcohol consumption, smoking, poor diet and lack of physical activity, continue to pose health risks for the national population, and the resultant high incidence of Non-Communicable Diseases (NCDs) adds to healthcare costs while also decreasing the size of the labour force, and thus potential revenue.

111. There is also a lack of health literacy, while information management and data collection of medical records also require strengthening. Policy planning requires further strengthening to cope with the challenges in the health sector.

112. The key health sector goal is for "A healthier and more productive population as recorded in increased life expectancy". To achieve this outcome there are ten policy objectives in the NSDS 2019-2023 Medium Term Strategic Framework (MTSF). It is intended that the MTSF will be supported through a medium-term budget framework and monitored through an annual development report on progress made under the NSDS.

113. The policy objectives for the national development goal for health are:

1. Total health expenditure as a % of total government expenditure to increase
2. Under five mortalities (DHS – 44/1000), Infant mortality rate (DHS – 38/1000) to decline
3. Maternal mortality rate, Unmet need for family planning (DHS – 23.5%) to decline
4. Contraceptive Prevalence Rate to increase
5. Age Fertility Rate (15-19 years) (DHS – 15%) to decline
6. Deliveries by skilled birth attendant (DHS - 97.4%) to increase

7. Women who had high risk sex in the past 12 months (DHS 23.9%) to decline
8. Men who had high risk sex in the past 12 months (DHS 51.5%) to decline
9. Percentage of population suffering from diabetes to decline
10. Percentage of population at risk of developing NCDs to decline

114. The Ministry of Health and Medical Services (MHMS) will be responsible for monitoring the implementation of these ten policy objectives using an M&E framework that includes an appropriate set of indicators. Monitoring progress at outcome level in the NSDS will be a whole of government responsibility under the leadership of the Planning and Aid Division of the Ministry Finance and Sustainable Development using tailored/localized SDG indicators based on those listed in the table below.

Key Outcome	Relevant SDG Indicators*	Assumptions/Risks
1. A healthy and productive population 2. Enhanced quality of life through Sports for All	3.1.1 Maternal mortality ratio	Potable water, solid waste management, traffic accident and other health issues are successfully addressed Good coordination with other departments and community. Traditional, civil society, church and government leadership lead by example on adopting improved lifestyles. Fresh food prices are competitive with imported processed food. Early solutions to improved public sector administration, financial management and support for strengthened executive policy analysis can be secured.
	3.1.2 Proportion of births attended by skilled health personnel	
	3.2.1 Under-five mortality rate	
	3.2.2 Neonatal mortality rate	
	3.3.2 Tuberculosis incidence per 100,000 population	
	3.3.3 Malaria incidence per 1,000 population	
	3.3.5 Number of people requiring interventions against neglected tropical diseases	
	3.4.1 Mortality rate attributed to cardiovascular disease, cancer, diabetes or chronic respiratory disease	
	3.5.2 Harmful use of alcohol, defined according to the national context as alcohol per capita consumption (aged 15 years and older) within a calendar year in litres of pure alcohol	
	3.7.1 Proportion of women of reproductive age (aged 15-49 years) who have their need for family planning satisfied with modern methods	
	3.7.2 Adolescent birth rate (aged 10-14 years; aged 15-19 years) per 1,000 women in that age group	
	3.8.1 Coverage of essential health services (defined as the average coverage of essential services based on tracer interventions that include reproductive, maternal, newborn and child health, infectious diseases, non-communicable diseases and service capacity and access, among the general and the most disadvantaged population)	
	3.9.2 Mortality rate attributed to unsafe water, unsafe sanitation and lack of hygiene (exposure to unsafe Water, Sanitation and Hygiene for All (WASH) services)	

	3.a.1 Age-standardized prevalence of current tobacco use among persons aged 15 years and older	Good coordination with other departments and community. Development partner funding and technical support is sustained. External economic shocks reduce revenues available for health services.
	3.c.1 Health worker density and distribution	
	3.d.1 International Health Regulations (IHR) capacity and health emergency preparedness	
	2.1.1 Prevalence of undernourishment	
	2.2.1 Prevalence of stunting (height for age <-2 standard deviation from the median of the World Health Organization (WHO) Child Growth Standards) among children under 5 years of age	
	2.2.2 Prevalence of malnutrition (weight for height >+2 or <-2 standard deviation from the median of the WHO Child Growth Standards) among children under 5 years of age, by type (wasting and overweight)	
	16.9.1 Proportion of Children under 5 years of age whose births have been registered with a civil authority, by age	

6.3.3 Priority Issues, Challenges and Initiatives Adopted

115. Health status: The Global Health Based school survey (2011) provided evidence of poor health indicators and poor lifestyle indicators among children aged 13-15 years. For example, 44.5% of the students (40.0% of boys and 48.9% of girls) were overweight; and 16.7% (17.8% of boys and 15.7% of girls) were obese. In addition, 22.1% (19.5% of boys and 24.5% of girls) had smoked cigarettes one or more days during the last month and 61.8% of the students were exposed to secondhand smoke.

116. Non-Communicable Diseases (NCDs) and risk factors: Nauru has some of the poorest indicators for NCDs in the Pacific. The Global Burden of Disease (GBD) study in 2010 ranked Nauru number one in the world (30.9%) in terms of prevalence of diabetes in the adult population (20-79 years), a position it is likely to maintain in 2030. NCDs are the leading cause of mortality, morbidity and disability, with the main NCDs of ischemic heart disease, complications of hypertension (including cerebrovascular disease), diabetes, kidney disease, and lower respiratory infection representing four-in-five deaths on the island. Chronic renal disease, mostly due to diabetes is also a growing concern. Nauru is one of the few Pacific islands with a haemodialysis unit (seven places) which is currently supporting 21 patients.

117. In 2006, Nauru's age-standardized mortality rate for NCDs was 1,132 per 100,000 population, which ranked Nauru second in the world behind Afghanistan. The disability-adjusted life year (DALY) combines in a single measurement the time lived with a disability and the time lost due to premature death. In 2002, Nauru recorded an estimated 19,949 DALYs lost

due to NCDs per 100,000 (representing 75% of all DALYs) - the highest in the Pacific region. According to available studies, the prevalence of NCD risk factors in Nauru is also among the highest in the world. The World Health Organization (WHO) NCD Country Profiles, 2018, presents the following risk factor data for Nauru.

RISK FACTORS		DATA YEAR	MALES	FEMALES	TOTAL
Harmful use of alcohol	Total alcohol per capita consumption, adults aged 15+ (litres of pure alcohol)	2016	11	2	6
Physical inactivity	Physical inactivity, adults aged 18+ (%)	2016	39	52	46
Salt/Sodium intake	Mean population salt intake, adults aged 20+ (g/day)	2010	...	...	...
Tobacco use	Current tobacco smoking, adults aged 15+ (%)	2016	37	43	40
Raised blood pressure	Raised blood pressure, adults aged 18+ (%)	2015	23	17	20
Diabetes	Raised blood glucose, adults aged 18+ (%)	2014	30	28	29
Obesity	Obesity, adults aged 18+ (%)	2016	59	63	61
	Obesity, adolescents aged 10-19 (%)	2016	32	32	32

Table 1 Nauru NCD Risk Factors (Source: WHO)

118. The Government of Nauru is committed to address the NCD crisis through strategic and sustained actions that encompass primary prevention, immediate treatment and tertiary prevention for those with current disease. The first Nauru National NCD Action Plan 2007-2012 was developed in 2006, with contributions from Government departments and the community. The Plan focused on key risk factors including physical activity; alcohol; tobacco; nutrition; clinical management of diabetes, heart diseases, hypertension/stroke and obesity; as well as integrated actions to improve coordination and collaboration in the area of NCD prevention and control.

119. The Nauru NCD plan was reviewed, revised and relaunched in 2014 with the release of the NCD Action Plan 2014-2020. The NCD department received support from the WHO Division of Pacific Technical Support, including an interactive planning tool to examine the various approaches in delivering PEN Protocols 1 and 2 in Nauru (Package of Essential NCD Intervention for Primary Health Care in Low Resource Settings). PEN Protocols 1 and 2 relate to the prevention of heart attacks, strokes and kidney disease through the integrated management of diabetes and hypertension in primary health care. The planning tool allows consideration of costs and benefits over five years. For example, the estimated average cost for every cardiovascular disease (CVD) event or diabetic complication avoided is $AUD 1,903. CVD events and diabetic complications include heart attack, stroke, amputation and retinopathy.

120. A multi-sectoral NCD Task Force was also launched in 2014. This is potentially a very powerful forum given that many of the “best buys” identified by WHO to reduce NCDs need to

be implemented by partners other than health. Support will be needed to make sure that this group is able to operate optimally and agree on a multi sectoral plan in line with the NCD strategy.

121. Caring for a family member with an NCD often falls to women and girls, who may stop attending school or give up their employment. This has consequences for their future financial security and opportunities and can serve to push families into poverty. As women grow older, they are often faced with the double challenge of living with an NCD while also caring for family members with NCDs (Taskforce on Women and NCDs, 2017).

122. Communicable diseases: Nauru also remains vulnerable to communicable disease outbreaks and other environmental health threats, and experiences recurrent outbreaks of dengue, diarrheal disease, and other recent arboviral outbreaks (e.g. chikungunya). Nauru was among the first of the south Pacific nations to record seroconversion to Zika virus. The long-term NCD burden is putting strain on the health system and in turn inhibiting the capacity to detect and respond to outbreaks and other public health emergencies. The most recent dengue outbreak was in the first quarter 2017, with 901 reported cases of dengue in the three months, including around 70 cases from the refugee community (MHMS). This is equivalent to nearly one-tenth of the total population.

The key priorities identified during the community consultations for Improved Health and well-being were;

- Improving well-being and health outcomes by strengthening the Health Department's technical and administrative capacities
- Improving physical and mental health outcomes through more effectively funded and implemented programmes
- Strengthening better health outcomes by developing more effective health promotion

123. Tuberculosis is a persistent issue ten cases registered in 2015/16 with six bacteriologically sputum positive.

124. Mental illness: Mental health is perceived as a growing issue in Nauru and there are concerns over the incidence of psychotic illness. Other mental health issues among the local community were reported to relate to substance abuse and related anxiety, psychosocial depression and post-traumatic stress due to assault or sexual violence. Refugees access mental health services at the RPC, except in acute cases where they present at the RON hospital emergency room. It is difficult to measure how much of the perceived growth in mental health is from the refugee community or the local population.

125. Prevention: The completion of a new indoor sports facility in Nauru is hoped to encourage the uptake of physical activity, while the establishment of a community wellness centre has been designed to improve access to health promotion advice and primary medical services.

126. Policy planning, implementation and evaluation capacity in the Health Sector: To cope with increasing and evolving challenges and obstacles in providing high quality services in Nauru, there is an urgent need to improve policy planning, implementation and evaluation capacity of Nauru's health sector. There is general agreement at all levels that one of the major shortfalls in the health sector is operational systems and planning. This is apparent through the lack of an MHMS annual operational plan (AOP), without which changes, and developments are unlikely to occur. The AOP is designed on activity-based budgeting that should capture all planned procurements, activities and project proposals and include all development partner funds. The MHMS has not produced such a plan since the 2015/16 financial year. There has also been no Health Planner since 2014, and no focal point is responsible, nor accountable, for health planning.

127. The strategic plans, which should support the AOP process, are in place (Strategic Health Plan, NCD plan, Workforce Plan) but they can only be considered aspirational unless translated into firm annual plans including lead responsibilities, timelines, and resources required.
The objective of MHMS is to provide quality health services that are accessible by all communities by seeking to achieve four key results classified as:

- Health Systems;
- Primary Health Care and Healthy Islands;
- Curative Health; and
- Support Services and Networking.

128. Health information management and data collection of medical records require strengthening if monitoring of population health outcomes is to be improved. There has been no significant progress in introducing a Health Management Information System (HMIS).

129. Refugees and Asylum seekers have impacted on an already struggling health system. Numbers fluctuate but, at any one time, there are between 800 and 1,000 refugees and asylum

seekers, effectively increasing the population on island by about 10%. They are provided with preventive and curative health care through a combination of DIBP and Nauru systems, so there is some flow-on in terms of demands placed on the local health system.

130. Overseas Medical Referrals: These referrals are expensive but necessary due to the limited capacity of curative health services on island mainly because of the low numbers of qualified locals and high cost of expatriates and the difficulty of retaining their services. Expenditures related to the curative functions of the Nauru health care system constitute by far the main share (87.7%) of the total government health expenditure. RON Hospital and overseas medical referrals (OMRs) took up respectively 48.1% and 39.6% of total health spends, whereas allocations for primary public health care and MHMS management and administration were respectively 7.7% and 4.6% (FY 2016/17). Given the burden of NCDs, and the need to prevent escalation to expensive secondary and tertiary care, the proportion of spend on primary and community care, including health promotion, is inadequate to rebalance the cost of OMRs through better primary prevention and care.

131. Procedures referred overseas include cardiac surgery, cancer treatment and transplants. Referrals are made to hospitals in India, Malaysia and Thailand, Republic of China (Taiwan) and Fiji depending on the treatment specialty required. An assessment panel considers requests for Overseas Medical Referrals but the impact of this panel on both overall numbers and the category of patients selected is not clear. There is no contract with receiving hospitals, no agreed tariffs and no itemised billing.

132. Generally, actual expenditure for OMRs has exceeded proposed budgets during the recent four-year period at an average of 100%. There appear opportunities to reduce this expenditure considerable by transparency about conditions excluded and by entering formal contracts based on a market testing of tariffs.

133. Human resource: Nauru has significant human resource issues, including staff turnover, absenteeism, recruitment, lack of professional registration and reliance on expatriates. For example, out of the 45 registered nurses who are local Nauruans, 22 left the health service during the year. The availability of well-paid employment and other sources of income from the Regional Processing Centre is thought to be contributing to staff attrition. Staff absenteeism is also extremely high, with a 40 to 45% absenteeism rate among the local nursing staff.

134. Expatriate staff are on higher salary packages than locally recruited health workers. As well as being a significant driver of human resources costs, this salary inequity may contribute to low staff morale and the high rates of absenteeism and attrition among local staff.

135. Educational attainment in Nauru has implications on the pool of school leavers available for training in health-related disciplines and the need for a bridging course when proceeding to university or vocational training off island. Nursing qualifications do not meet international standards and so recipients are not accredited (and nor is the local Training Centre).

136. Infrastructure: The RON Hospital has never been properly upgraded nor maintained. The buildings suffered significant fire damage in 2013, and the donated buildings were not tailored to meet Nauru's unique climate and needs. There is much potential for redevelopment to capitalize on the available space and better streamline for improved service delivery.

137. Technology: offers some potential for better treatment and lower costs. The introduction of telemedicine is enabling doctors to access medical specialists via video link in real time. At the same time, technological constraints to improving the provision of quality health services include cost and the lack of technical expertise for Repairs and Maintenance (R&M) of essential equipment and technology.

138. Development Partner support: Continued visits from overseas medical specialists to Nauru are assisting in patient care. These include the Pacific Eye Team (cataract surgeries) and the Taiwan Medical team. In addition, medical equipment has been donated by JICA, Digicel and the Rotary Club of Nauru.

6.3.4 Way Forward

139. A number of strategies have been identified to address health care costs and outcomes, including:

- Support for planning, with technical assistance, to produce a costed, realistic Annual Operating Plan and monitoring framework;
- Realistic planning for Overseas Medical Referrals, with the goal to reduce expenditure through market testing and providing information for new contracts based on tariff prices for named procedures and itemized billing. There appear opportunities to rebalance spending by reducing the cost of OMRs in order to increase primary prevention and care

- Seeking Fiji National University support to determine whether it is feasible to accredit the Training Institute and a Nursing Diploma course.;
- Build management capacity for the future to ensure that effective and efficient health services are delivered through competent and experienced managers. Currently much of this leadership is provided through senior staff recruited from overseas; and
- Ongoing support to funding of community nursing is strongly recommended, to optimise the use of Zone nurses in community settings
- Ensuring responses and interventions on preventative health, reproductive health, non-communicable diseases, including mental health, pandemic and national disasters are properly funded and implemented.
- Review and strengthen the Preventive Health Programmes, NCD Strategy, advocacy and awareness programmes
- Ensure active preventative programmes target lifestyle risks; focusing on public education, screening and supported by registries and health data analysis.
- Initiate activities to strengthen health systems and service delivery through human resource development, workforce planning, capacity development, and training

6.4 Provision of Enhanced Social, Infrastructure and Utilities Services

6.4.1 Policy Setting

140. Energy: The Nauru Energy Road Map (NERM) 2014 - 2020[1] was developed during 2013 and built upon the energy sector development agenda outlined in the:

- National Sustainable Development Strategy 2005 - 2025 (revised 2009), and
- National Energy Policy Framework of 2009.

141. The purpose of the Development Strategy and Energy Policy Framework as well as the NERM is to enable the achievement of Nauru's overall vision of "A future where individual, community, business and government partnerships contribute to a sustainable quality of life for all Nauruans"

142. Water: The National Water, Sanitation and Hygiene Implementation Plan (NWSHIP) is a fifteen-year plan to implement the Republic of Nauru's 2011 National Water, Sanitation and Hygiene Policy (NWSHP), which sets out the vision, goals and objectives of the Government of for water and sanitation.

143. This implementation plan adopts the vision of the NWSHIP which aims to engage the whole community in policy implementation. The Ministry of Commerce, Industry and Environment's (CIE) Project Steering Committee (CPSC) used the NSDS strategy on water to produce the vision for the NWSHP which is also the vision for this Implementation Plan: "Reliable, safe, affordable, secure and sustainable water supplies to meet socioeconomic development needs and appropriate sanitation systems for healthy communities and environments."

144. Waste: Nauru has in place a National Solid Waste Management Strategy, 2017-26. The vision for the National strategy is the "Effective management of waste and pollution that

minimizes negative impacts on public health and environment", and is underpinned by three goals:

- To reduce environmental pollution from the generation and disposal of solid waste;
- To increase economic benefits and efficiency by reusing and recycling wastes where possible; and
- To reduce the costs to society of managing waste through efficient and responsible management and equitable distribution of costs

145. To achieve the stated goals, 6 priority thematic areas were identified through wide stakeholder consultations. These thematic areas in no order of priority, are (A) legislation; (B) awareness; (C) capacity building; (D) waste disposal; (E) waste reduction, reuse, and recycling; and (F) sustainable financing.

146. The Strategy covers a 10-year period and includes solid wastes from all sources (household, commercial, industrial, agricultural, and mining), and bulky wastes such as tyres, derelict vehicles, and waste from construction and demolition. The Strategy will be updated periodically to include hazardous waste, health-care waste, liquid waste, and gaseous wastes as the institutional capacity to implement the Strategy increases. The Department of Commerce, Industry and Environment coordinate the implementation of the strategy. A multi-stakeholder forum also provides additional support to periodically review progress and provide feedback.

147. Transport: Initially the Transport Secretariat was the sole department responsible for managing air, sea and land transport. However, as the country grew, accumulating more assets and increased transport demand, Government established a new Ministry of Infrastructure to manage the growing demands of Nauru. The Ministry of Infrastructure recently introduced an asset register for all Government assets.

148. Communications and Media: The Ministry of Infrastructure is guided by the National Economic and Infrastructure Strategy Implementation Plan (NEISIP). The Ministry is currently reviewing this plan to incorporate the new priorities identified in the NSDS.

149. The Ministry of Information and Communications Technology oversees the management and improvement of communications infrastructure in Nauru. The Ministry is guided by the Nauru Sustainable Development Strategy.

6.4.2 Impact, Outcomes, Policy Objectives and Performance Indicators

150. The infrastructure sector of Nauru needs significant strengthening due to the large level of neglect caused by funding shortages and poor in-country management. As a result, infrastructure assets such as the port, airfield, roads, schools and other buildings are in a fragile condition. A range of government ministries and SOEs are responsible for managing these infrastructure services and have struggled to meet their obligations, often only responding when near break downs of assets or services have occurred.

151. Key impacts identified in the NSDS under this national development priority include; achieving universal and equitable access to safe and affordable drinking water for all by 2022; improved livelihoods, business and government through the supply of sustainable electricity as measured by increasing economic activity ; and reducing the adverse per capita environmental impact of cities, including by paying special attention to air quality and municipal and other waste management as measured by % solid waste collected, by 2030. Linked to these impacts are the five following outcomes:

1. Provide a reliable, affordable, secure and sustainable energy supply to meet socio-economic development needs;
2. Provide a reliable, safe, affordable, secure and sustainable water supply to meet socio-economic development needs;
3. Effective management of waste and pollution that minimizes negative impacts on public health and environment;
4. Improve transport infrastructure and provide reliable and sustainable transport services; and
5. Provide universal and reliable access to internationally competitive communication services and an independent and commercially viable media.

152. To achieve these outcomes and see progress towards the overall impact for enhancing social, infrastructure and utilities services in the NSDS, there are 15 policy objectives in the NSDS 2019-2023 Medium Term Strategic Framework (MTSF). It is envisaged that the MTSF will be supported by a medium-term budget framework and monitored through an annual development report on progress made under the NSDS.

153. The 15 policy objectives for the national development goal enhancing social, infrastructure and utilities services are:

Energy

1. Proportion of renewable and alternative energy to total energy production to increase

2. Cost of total fuel consumption to decline
3. Number and duration of power supply disruptions to decline

Water & Sanitation

4. Proportion of population accessing regular and safe drinking water and improved sanitation facility to increase
5. Proportion of rain and ground water harvesting to total water production to increase
6. Potable water available daily to each person on Nauru to increase

Waste & Sewerage

7. Proportion of waste effectively and sustainably managed to increase
8. Number of national and sector policies, plans and programs in which waste and pollution issues have been integrated to increase

Transport

9. Public transport vehicles per capita to increase
10. Value of Public expenditure on roads to increase
11. Frequency of international air and sea links to increase

Communications & Media

12. Cellular subscribers per 100 population to increase
13. Internet users per 100 population to increase
14. Proportion of local content on TV to increase
15. Copies of local newspapers sold in a week to increase

154. The Transport Secretariat, under the Ministry of Infrastructure is mandated to oversee the management and implementation of transport policies and programmes, while the Communications and Media sector is under the Ministry of Information Communications and Technologies. Monitoring progress at outcome level in the NSDS will be a whole of government responsibility under the leadership of the Planning and Aid Division of the Ministry Finance and Sustainable Development using tailored/localized SDG indicators based on those listed in the table below.

KEY OUTCOMES	RELEVANT SDGs*	ASSUMPTIONS/RISKS
Key Outcome 15. Energy: Provide a reliable, affordable,	7.1.1 Proportion of population with access to electricity	Avoidance of economic shocks.
	7.1.2 Proportion of population with primary reliance on clean fuels and technology	

secure and sustainable energy supply to meet socio-economic development needs	7.2.1 Renewable energy share in the total final energy consumption	Private energy generation does not increase at expense of central grid. Major public sector consumers pay their bills. Good coordination with other departments and community. Consumers maintain an understanding of the need to pay for electricity. Oil and diesel international prices remain stable. Continued development partner capital funding and technical support where required.
	7.3.1 Energy intensity measured in terms of primary energy and GDP	
	7.a.1 International financial flows to developing countries in support of clean energy research and development and renewable energy production, including in hybrid systems	
	7.b.1 Investments in energy efficiency as a proportion of GDP and the amount of foreign direct investment in financial transfer for infrastructure and technology to sustainable development services	
Key Outcome 16. Water and Sanitation: Provide a reliable, safe, affordable, secure and sustainable water supply to meet socio-economic development needs	6.1.1 Proportion of population using safely managed drinking water services	Climate change induced increased incidence of periods of drought impact rainwater. The community maintains rainwater schemes until replaced by reticulated scheme. Possible issue of consumer acceptance of increased water tariffs. Possible excessive use of water by some communities. Concern over overuse of groundwater sources leading to saltwater intrusion and increased salinity eliminated by reticulation
	6.2.1 Proportion of population using safely managed sanitation services, including a hand-washing facility	
	6.3.2 Proportion of bodies of water with good ambient water quality	
	6.4.1 Change in water-use efficiency over time	
	6.4.2 Level of water stress: freshwater withdrawal as a proportion of available freshwater resources	
	6.5.1 Degree of integrated water resources management implementation (0-100)	
	6.6.1 Change in the extent of water-related ecosystems over time	
	6.a.1 Amount of water- and sanitation-related official development assistance that is part of a government-coordinated spending plan	
	6.b.1 Proportion of local administrative units with established and operational policies and procedures for participation of local communities in water and sanitation management	
Key Outcome 17. Waste & Sewerage: Effective management of waste and pollution that minimizes negative impacts on public health and environment	11.6.1 Proportion of urban solid waste regularly collected and with adequate final discharge out of total urban solid waste generated, by cities	Good coordination between government and private sector operator. Consumer acceptance of solid waste collection and disposal charges. Full cooperation of other relevant departments of government.
	12.4.2 Hazardous waste generated per capita and proportion of hazardous waste treated, by type of treatment	
	12.5.1 National recycling rate, tons of material recycled	

		Government gradually reduces subsidy for solid waste management. Sufficient private sector interest in managing solid waste collection and disposal including management of the dumpsite. Good coordination with MOE, other departments and communities. Government-wide support. Continued development partner funding and technical support where required.
Key Outcome 18. Transport: Improve transport infrastructure and provide reliable and affordable public transport service	9.1.2 Passenger and freight volumes, by mode of transport 11.2.1 Proportion of population that has convenient access to public transport, by sex, age and persons with disabilities	
Key Outcome 19. Communications and Media: Provide universal and reliable access to internationally competitive communication services and an independent and commercially viable media	5.b.1 Proportion of individuals who own a mobile telephone, by sex 9.c.1 Proportion of population covered by a mobile network, by technology 17.6.2 Fixed Internet broadband subscriptions per 100 inhabitants, by speed 17.8.1 Proportion of individuals using the Internet	

6.4.3 Priority Issues, Challenges and Initiatives Adopted

6.4.3.1 Energy

155. The stable supply of electricity across Nauru has improved in recent years, however, at the same time, the way in which electricity is delivered is not considered sustainable. As such, there is a need to upgrade infrastructure, increase efficiency and secure the benefits of renewable energy. Given that Nauru is dependent on fossil fuel, especially in the transport sector, there has been high-level political support for improving energy sustainability and the

government had set a target of achieving 50% renewable energy by 2015, which was not achieved.

156. Nauru's first solar farm which will reduce our reliance on fossil fuels is an ongoing project supported by our development partners including New Zealand, UAE, ADB and the EU. The current renewable energy contribution stands at 3% with the already established 0.5MW solar farm, and 0.4MW of rooftop solar systems from various partners including Taiwan ICDF (International Cooperation and Development Fund).

157. Like many small island states in the Pacific, Nauru is vulnerable to global fuel price movements. An increasing population will increase future fuel demands, adding pressure to the energy sector. Extreme weather events and sea-level rise can also threaten energy related infrastructure.

6.4.3.2 Water & Sanitation

158. Access to clean water was a key priority raised during the community consultations. There is a need to align the quality of current supplies with internationally recommended standards. Most ground water has been contaminated due to mining, ineffective sewerage systems and dumping of other commercial waste, burial sites, and household wastes. Frequent droughts and lack of proper rainwater storage facilities compound water scarcity issues.

159. A solar powered reverse osmosis plant has improved the supply of water, through delivery and bottling of potable water. Water storage facilities for houses have improved with most communities being made aware of the importance of using clean water and either treat or boil water for home use. There is limited human capacity to monitor and manage water resources and a lack of specialized capacity in modern technologies which can help improve the water quality situation.

160. The communities often manage groundwater use, and they generally lack the capacity to ensure the safety of the water source. Land ownership issues have created difficulty related to the use of ground water. There is also a need to improve delivery of water from storage facilities to household water tank storages especially during sustained drought periods when demand escalates. This would also need an increase in capacity of water storage facilities to be fully effective

161. The reverse osmosis plant improves access to water, but the water delivered from the desalination plant does not meet WHO standards. Although the plant uses solar power, the high energy demands of the plant make it susceptible to external factors.

6.4.3.3 Waste & Sewerage

162. A proper waste management system is an urgent priority identified by communities during stakeholder consultations because of the negative impact on public health, food security and the environment. A key contributing factor is the poor design of cesspit/cesspool structure posing health risks to households and communities. Stakeholder discussions addressed groundwater contamination causing people to get sick, burning rubbish and the impacts on the coral reef and marine resources from both solid and liquid waste. Recognizing groundwater contamination, stakeholders and communities were quite vocal on expanding support to water storage. It was understood that an efficient and effective waste management system is costly so there was some suggestion that a user pay system for waste management should be explored, however this received a mixed reaction and would require further community consultation.

The key priorities identified during the community consultations Provision of Enhanced Social, Infrastructure and Utilities Services were;

- Commencing port development to lower the cost and duration of transporting goods by sea and providing opportunities for fisheries development and investment
- Improving the drainage system and roads to lower the economic costs of domestic transportation
- Improving the supply and quality of water and sanitation to improve health outcomes and support economic diversification

163. The Waste Management Unit and the dumpsite operations lack sufficient human capacity to properly collect and dispose of wastes. A sewage and water waste treatment facility is required to protect public health. Managing wastes appropriately within the small land mass will continue to be a problem for Nauru. The ability to properly dispose of liquid, chemical and hazardous wastes is limited by the excessive costs of waste treatment. Waste disposal threatens the natural environment and biodiversity by putting pressure on the natural coping capacity. It also decreases air and water quality. Increased flooding could potentially create waste run-off and spread the effect of wastes to a larger area.

6.4.3.4 Transport

164. Nauru's current aircraft fleet capacity includes three commercial passengers, and two freighters to meet the growing demands for air transport. Nauru Airlines Corporation is managing our airline services and they are negotiating new routes to increase their business opportunities. Furthermore, the airline has purchased its own hangar in Brisbane to regularly undertake maintenance and service to its fleet.

165. Currently Nauru does not have its own shipping fleet, however, may begin to explore purchasing its own ships in the future when the new Port development project is completed.

5. Nauru Ports 2019

166. To minimize air pollution and mitigate over burdening of public infrastructure and resources, the Transport Secretariat recently introduced a new policy to restrict the import of old vehicles including all passenger vehicles, buses, trucks and motorcycles.

6.4.3.5 Communications & Media

167. An agreement has been made to help fund submarine cable to enable high speed connection. This project will give Nauru improved and reliable internet connection both locally and internationally which is a main priority identified in the NSDS. Locally, the Taiwan ICDF funded Fibre Optic Cable Project will improve connections between Government offices across districts.

6.4.4 Way Forward

168. The government will continue to investigate the best option for a cost effective, secure and sustainable supply of fuel. It will also ensure the reliable and efficient energy supply and distribution system and that electricity power is supplied to all users at affordable costs. Efforts shall focus on reducing electricity power demand through increased consumption efficiency and conservation measures. The government will also seek to implement the increased use of renewable energy and other alternative forms of energy by promoting the use of renewable energy and solar photovoltaic appliances.

169. The government will develop a national water resource management policy to guide the sustainable use and management of water resources in Nauru as well as undertake an

assessment of groundwater resources and water demand during drought periods. Water storage capacity and water catchment infrastructure shall be revamped and maintained (e.g. installation of guttering and downpipes and renovation of existing water tanks). Water storage capacity shall also be enhanced and expanded. The government will provide cost-effective measures for water supplied through reverse osmosis as well as enhance the efficiency of reverse osmosis production through improvements to the desalination plant and equipment.

170. The government will strengthen the waste and sewerage sector by enhancing its capacity to manage solid and hazardous waste and sewerage through the finalization and implementation of the national solid waste management strategy as well as finalizing the hazardous waste management strategy (Waigani Convention). The government shall also develop marine pollution management strategies through finalizing the Marine Pollution Prevention legislation (MPPA), establish a National Marine Pollution Advisory Council to implement the Marine Pollution Prevention legislation as well as develop a National Marine Pollution Contingency Plan (NATPLAN).

171. The government shall continue to contract out road maintenance by strengthening the mechanism for awarding contracts, and monitoring performance with the objective of achieving a well-maintained road network throughout Nauru. The government shall also develop a framework for the private sector to provide regular, reliable, low cost public road transport. The government successfully sourced financing from development partners in 2017 for the development of the port facilities. When completed in 2020, Nauru will benefit from fully operational port facilities which will contribute to improved sea transport infrastructure for vessel handling and result in regular sea freight services at lower cost. This will also contribute to other NSDS key outcomes.

172. Nauru, together with FSM and Kiribati, will be granted funding under a Joint World Bank-ADB regional project to provide access to a submarine cable connection. This shall provide higher capacity and quality broadband internet at much lower cost enabling Nauru to improve access to ICT. This will support efforts to facilitate education and training and open up new business opportunities. Internet costs should be lower and support regional trade and services such as tourism. It will ultimately contribute to higher GDP growth due to lower transaction costs and improved business opportunities. ICT development also presents opportunities for activities such as fishing monitoring, climate change projections, tele-medicine and e-education.

173. The government will continue to map Nauru's ICT progress against the ITU ICT Development Index (IDI) indicators, and WSIS targets. It will develop a strategy for internet access for all households. The government will investigate the benefits of creating a competitive market in the provision of telecommunication services. It will ensure that postal and philatelic services provided to the public, business and government are cost effective. The government will also seek to improve radio and TV and introduce a regular newspaper while increasing the independence of the media and encouraging community owned media enterprises.

6.5 Development of an economy based on multiple sources of revenue

6.5.1 Policy Setting

174. The Ministry of Finance and Sustainable Development is an important central agency of the Government which is mandated to oversee and coordinate the effective management of public finance and resources in Nauru.

175. The Ministry of Finance and Sustainable Development's mission is to ensure that the financial resources of the Republic of Nauru are managed in accordance with the law and are utilized in an efficient and effective manner.

The objectives of The Ministry of Finance and Sustainable Development are to:

- ensure that the requirements of the Constitution and other legislation that relate to the management of public money are adhered to;
- provide advice to the Minister for Finance and Cabinet on matters relating to the management and use of public money and on the Nauruan economy more generally;
- provide policy advice and options to Government in relation to a wide range of fiscal, economic and development issues;
- provide policy advice and support to improve the financial performance and oversight of SOEs;
- coordinate the development of and monitoring and reporting on the annual Budget and the Development Fund;
- improve the effectiveness of the administration of government revenues thereby improving Nauru's domestic revenue collections;
- coordinate development and review of the National Sustainable Development Strategy (NSDS), including ensuring that NSDS priorities are being given due attention in the annual budget;
- obtain and mobilize donor support for development projects and act as the point of contact for development assistance coordination; and

- monitor Nauru's economic and social parameters and produce data and information that supports an analysis of the effectiveness of existing government policy and inform the development of new policy aimed at addressing Nauru's development needs.

176. The Ministry of Finance and Sustainable Development is comprised of four divisions: Treasury, Nauru Revenue Office (NRO), Planning and Aid Division (PAD) and the Nauru Bureau of Statistics.

6.5.2 Impact, Outcomes, Policy Objectives and Performance Indicators

177. Employment and sustainable income-generating activities are amongst the key issues facing the people of Nauru. The RPC has made a significant impact on domestic economic activity since being reopened in 2012. The commencement of the resettlement of the refugees has raised concerns on the impact on economic growth, employment levels, and the government's revenue unless alternatives are developed. The projected loss of jobs and the reduction of government services associated with the reduction in revenue from RPC-activities will exacerbate a situation already under pressure. The consultations with the communities raised fears of loss of employment and incomes as the rental incomes associated with phosphate mining leases are not expected to continue due to the winding down of mining operations. The consultations demonstrated a heightened sense of urgency on the need to identify viable alternatives.

178. Key impacts identified in the NSDS under this national development priority include; Increased investment, commerce, trade, incomes, jobs and public revenues created by Small and Medium Enterprises; and increased investment, incomes, jobs and public revenues created by the private sector. Linked to these impacts are the six following outcomes:

1. A stable macroeconomic environment conducive to private investment established;
2. Enhance development and sustainable management of marine and fisheries resources to provide sustainable economic returns;
3. Efficient and effective use of mining and quarrying resources;
4. Promote development of small and micro enterprises, foreign investment, and economic integration into the global economy;
5. Promote development of small-scale sustainable eco-tourism; and
6. An effective, competitive and stable financial system that will enhance economic growth and development.

179. To achieve these outcomes and see progress towards the overall impact of developing an economy based on multiple sources of revenue in the NSDS, there are 17 policy objectives in the NSDS 2019-2023 Medium Term Strategic Framework (MTSF). It is envisaged that the MTSF will be supported by a medium-term budget framework and monitored through an annual development report on progress made under the NSDS.

180. The 17 policy objectives for the developing an economy based on multiple sources of revenue are:

Macroeconomic Management

1. Maintain an appropriate fiscal position
2. Gradually lower operational government spending as a percentage of GDP to allow more capital spending
3. Gradually lower government debt as a percentage of GDP
4. Maintain debt service level as a percentage of exports of goods and services
5. Lower consumer price inflation below the average for the Pacific region
6. Lower the share of the population below national basic needs poverty line

Fisheries

7. Increase contribution of fisheries to GDP
8. Increase the value of fishing licenses and access fees

Mining & Quarrying

9. Value of phosphate exports to be maintained
10. Value of other mining and quarrying exports to be maintained
11. Hectares of land rehabilitated to increase

Commerce, Industry and Business Development

12. Private sector contribution to GDP to increase
13. Private sector employment growth to increase
14. Value of total remittances income to increase

Tourism

15. Total number of annual visitor arrivals to increase

16. Total value of tourist expenditures in Nauru to increase

Financial Services

17. Extension of full banking services including loans and funds transfers

181. The Ministry of Finance and Sustainable Development will be the lead in monitoring the overall policy goal. However, the above policy objectives will involve the Ministry of Finance and Sustainable Development, Ministry of Commerce, Industry and Environment, Department of Tourism, Nauru Rehabilitation Corporation, Ronphos and the Nauru Fisheries and Marine Resources Authority. Planning and Aid Division of the Ministry Finance and Sustainable Development will use the following SDG indicators;

KEY OUTCOMES	RELEVANT SDGs*	ASSUMPTIONS/RISKS
Key Outcome 1. Macroeconomic Management: A stable macroeconomic environment conducive to private investment established	16.6.1 Primary government expenditures as a proportion of original approved budget, by sector (or by budget codes or similar)	Better economic infrastructure. Structural adjustment of the economy Good coordination with other departments and community. Civil society remains securely funded. No external economic shocks negatively impacting government revenues. Private sector led growth contributes government revenues to help pay for social expenditures.
	16.10.2 Number of countries that adopt and implement constitutional, statutory and/or policy guarantees for public access to information	
	17.1.1 Total government revenue as a proportion of GDP, by source	
Key Outcome 4. Mining and Quarrying: Efficient and effective use of mining and quarrying resources		
Key Outcome 5. Commerce, Industry and Business Development: Promote development of small and micro enterprises, foreign investment, and economic integration into the global economy	9.3.1 Proportion of small-scale industries in total industry value added	Business environment reforms sufficient to attract both domestic and foreign investment. Maintained economic stability Enhanced public infrastructure
	9.3.2 Proportion of small-scale industries with a loan or line of credit	
Key Outcome 6. Tourism: Promote development of small-scale sustainable eco-tourism	8.9.1 Tourism direct GDP as a proportion of total GDP and in growth rate	

	8.9.2 Proportion of jobs in sustainable tourism industries out of total tourism jobs	
Key Outcome 7. Financial Services: An effective, competitive and stable financial system that will enhance economic growth and development	8.10.2 - Proportion of adults (aged 15+) with an account at a bank or other financial institution or with mobile-money service provider	Cabinet support to improve environment for business growth and development. No external economic shocks negatively impacting government revenues. Private sector led growth contributes government revenues to help pay for social expenditures.
	17.1.1 Total government revenue as a proportion of GDP, by source	
	17.1.2 Proportion of domestic budget funded by domestic taxes	
	17.2.1 Net official development assistance, total and to least developed countries, as a proportion of the Organization for Economic Cooperation and Development (OECD) Development Assistance Committee donors' gross national income (GNI)	
	17.3.1 Foreign direct investment (FDI), official development assistance and South-South cooperation as a proportion of total domestic budget	
	17.3.2 Volume of remittances (in United States dollars) as a proportion of total GDP	
	17.4.1 Debt service as a proportion of exports of goods and services	
	17.5.1 Number of countries that adopt and implement investment promotion regimes for least developed countries	

*Excludes Indicators with methodology issues to be resolved

6.5.3 Priority Issues, Challenges and Initiatives Adopted

182. Nauru faces challenges associated with its small size, remote location, and narrow production base. The economy is affected by the high cost of goods and services, inadequate infrastructure and the impact of climate change. In 2012/13 about 24% of the population (16.8% of households) lived below the basic needs poverty line (BNPL).

183. The outlook for the economy beyond 2018 is estimated for growth around 1.5%. The operations of the RPC are expected to decline as some of the refugees are resettled overseas. The projected reduction in government revenue will affect the maintenance of public service

delivery as well as funding the wage bill and other basic public services. The timing and magnitude of the process of resettlement are yet to be confirmed other than that it would have an impact on GDP, employment levels, and the government's revenue unless alternatives are developed.

184. The business environment is an essential element for the development of the private sector. It faces the challenges of remoteness from overseas markets, small size and dependence on a narrow range of activities. The public sector and the SOEs dominate much of the economy. While there is now a commercial bank it does not yet provide access to loan finance, limiting access by the private sector and individuals. The Taiwan ICDF's support toward Nauru's microfinance development aims to make a wider range of financial services available to the people of Nauru, thereby facilitating a more dynamic business environment and enhancing private sector participation in the economy.

The key priorities identified during the community consultations for Development of an economy based on multiple sources of revenue were;

- Keeping the prices of goods and services within affordable boundaries
- Providing greater access to finance for small businesses and for home owners
- Providing new sources of employment by developing eco-tourism

185. The Republic of China (Taiwan) ICDF is providing US$500,000 in grant funding to the government of Nauru in support of microfinance development. Two sub-projects have been proposed to be financed under the grant, namely the NEDC Microfinance Project, amount of US$200,000; and the Digicel Mobile Money Project, amount of US$300,000. The first project is executed by the Nauru Entrepreneurship Development Centre (NEDC) and is currently being implemented. In addition to the funding support, the Taiwan ICDF had provided technical assistance during 2013 through 2014 to improve the capacity of the NEDC.

186. Since the Bendigo Bank Agency was established in 2015, the Digicel Mobile Money Project is no longer needed. Consequently, in response to a proposal requested by the government of Nauru in 2018, an alternative project "Fibre Optic Local Connectivity Project" was agreed by both parties to replace the cancelled project. This sub-project was completed in October 2018 and has improved the speed of connectivity locally and internationally.

187. In addition, the current regulatory environment requires further strengthening to support investment. The private sector makes up a small share of GDP with most of the activities focused on retail stores, restaurants, security services and other small businesses. The Department of Commerce, Industry and Environment has initiated support for micro-finance through training workshops as well as promoting traditional arts and crafts for local businesses, which will ensure that traditional knowledge and skills are preserved. Long distances from overseas markets, diseconomies of scale and high dependence on imports are some of the constraints that the business environment faces. These challenges are more pressing given the uncertainty that Nauru faces with the likely changes of the RPC.

188. The tourism industry is at an early stage of development. Nauru currently receives less than 1,000 bona fide tourists annually. Remoteness and cost of travel pose a hurdle for potential visitors. At the same time, the number of business travelers to Nauru is relatively higher. Business travelers are the primary source of visitor receipts in Nauru. The quality of infrastructure, as well as the limited availability of goods and services (including hospitals, activities, hotels, travel agencies, and internet cafes), limit the attraction of Nauru as a destination. Customary land rights also affect investment in the tourism sector. Similarly, there is a need to develop strategies to increase the receipts from business travelers given that visa requirements make the cost of travel to Nauru relatively high.

189. Culture and tourism strategies are not readily linked due to limited development of the sector. On the other hand, tourism puts additional stress on the culture and the natural environment (such as waste generation, water use, energy use) highlighting the need for a careful strategy for sustainable eco-tourism. A balanced approach is needed to promote tourism as an option for diversification at a time when the future direction of the economy is uncertain. The national carrier, Nauru Air, is profitable and provides a base on which to build a revitalized tourism industry.

190. Diversification of the economy is a key issue given the risks associated with dependence on a narrow range of products. With the expected changes to the operations of the RPC, Nauru is likely to become more dependent on foreign aid and the proceeds from fisheries licenses. This increases Nauru's vulnerability to the changing international economic and geopolitical environment. Improving the environment for private sector development allows the economy to widen the range of goods and services which can be produced. Such diversification, where directed effectively, will enable the economy to be more resilient in the face of market and geopolitical instability. This requires the strengthening of public infrastructure, financial services, governance institutions and land management.

6.5.4 Way Forward

191. Over the medium-term period, the government is committed to maintaining fiscal stability by establishing a fiscal cash buffer to accommodate in-year cash flow requirements and adopting fiscal responsibility ratios to guide future year budgeting. It will continue to contribute to the recently established trust fund to provide long-term fiscal financing by lowering its annual expenditure levels. The government is also committed to implementing tax and public financial management reforms to control spending, improve revenue collection, strengthen public debt management and improve access to credit markets.

192. The government proposes to restructure mining infrastructure. It shall create a maintenance reserve fund while ensuring that transparent and accountable reports on all shipment of exports are prepared. The government shall also focus on the development of viable value-added opportunities for phosphate and by-products such as the development of dolomite as well as the use of limestone for landscaping and the building industry both locally and for export, together with the possibility of a joint venture in phosphate value added operation offshore. It shall appropriate additional resources for the rehabilitation of mined land.

193. The government shall work with all relevant stakeholders to improve the general business and investment environment by reviewing the legal, policy, regulatory requirements and procedures for general business investment. It shall also promote the development of small and micro enterprise (SME) businesses by introducing a SME development plan that includes the identification of commercially viable cottage mini-industries and develops associated business profiles. The government shall establish a Small Business Incubator to provide advisory services and assistance to SMEs and prospective enterprises while implementing the SME development plan and target establishing at least 2 new SMEs and operating profitably each year. The government shall strengthen Nauru Island Private Business Sector Organization while introducing measures to encourage foreign investment and enhance the economic integration of Nauru into the regional and multilateral trading system.

194. The government plans to focus its support towards developing a tourism master plan which will identify potential eco-tourism challenges and opportunities emphasizing niche eco-tourism, such as game fishing and heritage/historic sites. The government will support the establishment of small-scale niche eco-tourism business operations in line with its policies to develop the private sector. The government shall improve accessibility into Nauru for visitor arrivals with information packages to be developed and published that includes legal and

administrative entry requirements. It will also design a website to promote Nauru as an alternative tourist destination which will advise visitors with updated information about Nauru. The national carrier, Nauru Airlines, is profitable and provides a base on which to build a revitalized tourism industry.

195. The government shall review its regulations and build capacity to allow overseas banking regulators to be reassured that it does comply with international guidelines on banking as a first step to improving the nation's reputation as a financial centre. It will also fulfil the requirements of Taxation Information Exchange Agreements of the OECD and implement updated regulations for the financial services sector including training staff in order improve Nauru's reputation as a financial centre.

6.6 Enhance resilience against the impacts of Climate Change that is inclusive of rehabilitating and restoring degraded lands.

6.6.1 Policy Setting

196. The review of the 2009-2025 NSDS noted that the Nauru Government had completed the following:

1. Initiated work on the Third National Communication (TNC) project.
2. Implementation of action to strengthen the disaster risk management and climate change adaptation responses.
3. Completion of community and public awareness on climate change programs.
4. Joint National Adaptation Plan (JNAP) also known as the RONADAPT was completed, and implementation had commenced.
5. Submitted the Nationally Determined Contribution (NDC) to the UNFCCC

197. Nauru was one of the first countries to ratify the Paris Climate Agreement of 2016 and in doing so committed to contribute to the lowering of international levels of carbon emissions. It has also joined other countries in supporting the Sendai Framework for Disaster Risk Reduction in 2015.

198. The Government has adopted the “Republic of Nauru Framework for Climate Change Action and Disaster Risk Reduction” (RONADAPT) and began taking steps to address some of the priority actions identified to reduce the risks associated with climate change and natural disasters. The government has also set out a number of ambitious climate change mitigation strategies in the Nauru Energy Roadmap (NERM).). The current renewable energy contribution stands at 3% with the already established 0.5MW solar farm, and 0.4MW of rooftop solar systems. Upon completion of the ongoing 1MW solar farm, and the planned 6MW solar project, we will reach a total renewable energy contribution of 47%. The construction of the climate resilient Port facility is expected to contribute to both Nauru Government priorities of adaptation and mitigation of Climate Change.

199. A Waste Management project is being implemented to help manage recyclable waste however, a lot more work is still required to achieve the objectives of the project. Significant

awareness programs have been undertaken to realize the commitments under the Stockholm Convention on Persistent Organic Pollutants.

200. Furthermore, under the 2009-2025 NSDS, there were ten milestone activities in which action was recorded these included:

- Implementation of a review of the state of Nauru's environment that identified current trends and challenges impacting environmental sustainability and priorities requiring action. A high priority identified in this process was the need for the rehabilitation of affected and most vulnerable district areas.
- An update, enactment and implementation of the national environment legislation.
- The sustainable and effective enforcement of the environment and natural resources and relevant regulations.
- Initiatives to strengthen the resilience of the water sector to drought by at least 30 percent through improvements in the rainwater harvesting infrastructure.
- Approval and implementation of the National Biodiversity Strategic and Action Plan.
- Public and community awareness programs on conservation approaches and planning tools that also included measures to rehabilitate the affected and vulnerable district areas.

201. The restoration and rehabilitation of degraded and mined out Lands is managed by the Nauru Rehabilitation Cooperation (NRC). The NRC operates under the Nauru Rehabilitation Corporation Act 1997 which mandates the NRC to coordinate and initiate activities for the restoration of the mined out lands, implement government policies with regard to the rehabilitation and development of the mined out lands, and promote such other activities in relation to rehabilitation and development of the mined out lands.

6.6.2 Impact, Outcomes, Policy Objectives and Performance Indicators

202. Nauru is susceptible to droughts which, in the past, have had significant impacts on health, food security and the economy as it can put a strain our national budget. It has been projected that climate change effects such as increase in sea surface temperature, sea levels, ocean acidification and change to ocean currents will impact Nauru's fisheries resources. For a country that is heavily reliant on its ocean resources for food security and revenue source, the negative effects of climate change on our ocean resources can be disastrous.

203. Sea level rise is also another slow onset effect of climate change. The majority of Nauru's population and economic infrastructure are located in the low-lying coastal strip. Many of Nauru's key assets are vulnerable to coastal related hazards including sea level rise, coastal

erosion, storms, water intrusion and flooding which are projected to intensify due to climate change. One of Nauru's priorities is to relocate key infrastructure and resettle entire communities and households to higher ground which would involve the rehabilitation and restoration of mined land.

204. Community consultations that took place as part of the 2016 review of the NSDS indicated a strong support for action to improve the quantity of rehabilitated land following the ceasing of phosphate mining. This is considered a high priority as it would provide increased space for agricultural production (kitchen gardens) and opportunities for the relocation of housing, public sector and other facilities exposed to the impact of climate change along the coastal areas. Opening up rehabilitated land for resettlement is also expected to help address housing congestion in some areas and reduce social conflicts, particularly disputes within the extended or clan-size family. However, there is a lack of capacity to undertake environmental impact assessments and effectively manage land resources sustainably (including the rehabilitation of mined land).

205. Waste management was another issue raised by communities during the consultations. It is constrained by the limited availability of suitable land for landfills. The approval of the Littering Act provides a policy framework for waste management in Nauru but there is a shortage of waste management facilities and infrastructure. There is a need to strengthen policies and regulations related to waste dumping and take steps to ensure regulations are enforced. The lack of an environmental levy promotes inexpensive products which lack biodegradable packaging.

206. The key impact expected through the implementation of a range of initiatives outlined in the NSDS to enhance actions against climate change and the restoration and rehabilitation of degraded land as a consequence of phosphate mining is the broad statement of "Improve quality of life for all in Nauru". In support of the impact, three key outcomes for the period 2019-2023 have been identified with a focus on: (i) a transparent and fair land management system that supports social, economic and private sector development, (ii) the sustainable use and management of the environment and natural resources for present and future generations; and (iii) build resilience to combat the effects of climate change and natural disasters. To achieve these outcomes and see progress towards the overall impact as envisaged in the NSDS there are two land policy objectives, three environment policy objectives and nine climate change policy objectives in the NSDS 2019-2023 Medium Strategic Framework (MSF). It is intended that the MSF will be supported through a medium-term budget framework and monitored through an annual development report on progress made under the NSDS.

207. The policy objectives for the national development goal for land, the environment and climate change are:

Land

1. Proportion of new lease titles to total titles per year to increase
2. Proportion of new land rental revenue to total land rental revenue per year to increase

Environment

3. Proportion of terrestrial and marine areas protected to increase
4. Proportion of species threatened with extinction to decline
5. Number of national and sector policies, plans and programs in which environmental issues have been integrated to increase

Climate Change

6. Water sector resilience to drought increase
7. Capacity building in climate change adaptation to forestall health related issues to increase
8. Production of drought tolerant fruit trees to increase
9. Baseline studies and assessments of climate change impacts on coral reefs, fisheries and marine resources to be completed and implemented
10. Integrated coastal zone management and coastal protection plan to be completed and implemented
11. Disaster management system to be implemented
12. Early warning system through a national centre for drought monitoring, meteorological and hydrological issues to be implemented
13. National adaptation fund to be created
14. Climate Change to be mainstreamed into national development policies and plans

208. The Department of Commerce, Industry and Environment will be responsible for monitoring the implementation of these nine policy objectives using an M&E framework that includes an appropriate set of indicators. Monitoring progress at outcome level in the NSDS will be a whole of government responsibility under the leadership of the Planning and Aid

Division of the Ministry Finance and Sustainable Development using tailored/localized SDG indicators based on those listed in the table below.

KEY OUTCOMES	RELEVANT SDGs*	ASSUMPTIONS/ RISKS
Key Outcome 22. Land: A transparent and fair land management system that supports social, economic and private sector development		
Key Outcome 23. Environment: The sustainable use and management of the environment and natural resources for present and future generations	15.1.1 Forest area as a proportion of total land area	
	15.3.1 Proportion of land that is degraded over total land area	
Key Outcome 24. Climate Change: Build up resilience to combat the effects of climate change and natural disasters	13.1.2 Number of countries that adopt and implement national disaster risk reduction strategies in line with the Sendai Framework for Disaster Risk Reduction 2015-2030	
	11.5.1 Number of deaths, missing persons and directly affected persons attributed to disasters per 100,000 people.	
	11.5.2 Direct economic loss in relation to global GDP, damage to critical infrastructure and number of disruptions to basic services, attributed to disasters	
	11.b.2 Proportion of local governments that adopt and implement local disaster risk reduction strategies in line with national disaster risk reduction strategies	

*Excludes Indicators with methodology issues to be resolved

6.6.3 Priority Issues, Challenges and Initiatives Adopted

209. Climate adaptation and infrastructure investment costs are expected to be relatively high due to factors such as Nauru's remote location, and lack of a modern port. Nauru's key assets are vulnerable to coastal related hazards including sea level rise, coastal erosion, storms, water intrusion and flooding which are projected to intensify due to climate change.

210. One of the main findings of the review was the need to mobilize access to, and management of, land. Projected sea level rises pose risks to Nauru's communities and key infrastructure most of which are concentrated in the coastal areas. Therefore, relocation to higher grounds is imperative and is a top priority of the Government. However, relocation will not be possible without the rehabilitation and restoration of degraded lands caused by mining. Restoration of the higher grounds and relocation process will continue to be a long-term initiative and will require significant donor support to succeed.

211. The revised NSDS placed a very high priority on actions to address the impacts of climate change and the restoration and rehabilitation of degraded land as a consequence of the mining of phosphate. Climate Change represents the single greatest threat to the livelihoods, security and wellbeing of our people. Climate variability and slow onset effects of climate change increases our vulnerability and undermines the sustainable development of Nauru.

The key priorities identified during the community consultations for Enhance resilience against the impacts of Climate Change that is inclusive of rehabilitating and restoring degraded lands were;

- Fast-tracking land rehabilitation so that landowners and the nation can develop these for economic purposes such as domestic food production

212. The political and community support for protecting biodiversity needs strengthening particularly through appropriate legislation that covers all types of biodiversity. The enforcement of regulations on biodiversity also needs to be strengthened. The awareness and capacity of quarantine and border controls on biodiversity and introduced species is limited. Community awareness of the link between biodiversity and culture is limited. Promoting traditional ethnological knowledge could result in an increase in traditional agriculture and indigenous crops. Biodiversity is linked to the water resources, land resources, management of wastes, food security, culture and many other development issues. However, biodiversity is not consistently mainstreamed through national sustainable development strategies. The removal and damage of natural habitats, from mining, housing,

infrastructure development, cleaning programs, coastal erosion, and ocean acidification, threatens both terrestrial and marine biodiversity. Pollution and waste (including human wastes), overexploitation of natural resources and invasive species compound this threat. Biodiversity is critical for the culture and food security of Nauru. Biodiversity in agriculture (as opposed to monoculture) can also reduce the risk of plant disease epidemics.

213. The ridge-to-reef project (Eben Omo project) is a major environment-related project that is focused in five selected districts (Anibare, Anabar, Ijuw, Buada and Meneng) to encourage proper management of water, land, reef resources and waste management. Progress to date has included: canoe building, two off-shore FADs have been deployed off Yaren and Ewa district and 250 salt and drought tolerant plants are awaiting distribution. Several key supporting policy documents such as the National Integrated Environment Policy and Fisheries and Aquaculture Bill needs to be passed by Parliament. The socialization of the objectives of ridge-to-reef with the general community has been a major challenge to achieve the envisioned sustainable communities of Nauru.

214. The Waste Management Unit and the dumpsite operations lack sufficient human capacity for proper management and disposal of wastes. Households do not segregate its waste however there is some segregation done at the landfill. A sewage and water waste treatment facility is required to protect public health. Managing wastes appropriately within the small land mass will continue to be a problem for Nauru. The ability to properly dispose of liquid, chemical and hazardous wastes is limited by the excessive costs of waste treatment. Waste disposal threatens the natural environment and biodiversity by putting pressure on the natural coping capacity. It also decreases air and water quality. Increased flooding could potentially create waste run-off and spread the effect of wastes to a larger area.

215. There is a lack of capacity to sustainably manage land resources and as a result there has been little progress in the rehabilitation of mined phosphate lands. There is a need to improve political support, policies and communication for integrated land-use planning and management. The Nauru Lands Act was passed in 1976. However, the land review report has yet to be endorsed by Cabinet. Land management is complicated by customary land tenure system. Issues related to land rights also discourages foreign investment. Landowners lack the capacity to negotiate with foreign companies to protect them from possible alienation from lands. The lack of a waste management system puts additional pressure on the available land resources.

6.6.4 Way Forward

216. The Government, state owned enterprises, the private sector, civil society organizations, communities, regional organizations and development partners all are considered to have unique roles to play in addressing these challenges to build a more resilient future for the people of Nauru. It is critical that these key stakeholders work in partnership to build national capacity and resilience in all key developmental sectors such as health, education, economic, infrastructure, transport, environment, agriculture and fisheries for the sustainable development of Nauru.

Key strategies identified for action in the future include:

- The introduction of additional initiatives to strengthen the resilience of the water sector to drought through improvements to rainwater harvesting infrastructure to strengthen water security
- Improve energy efficiency through the introduction of Minimum Energy Standards & energy labeling, energy audits, awareness campaigns, renewable energy education in schools and review of legislations
- Increase our energy mix to include other alternative sources of renewable energy apart from solar
- Update, enact and enforce the Environment Bill
- Capacity building in climate change adaptation to forestall health related issues from increasing.
- Rehabilitate and restore mined land for the purpose of relocation, housing, biodiversity, agriculture and other infrastructure requirements
- In the agriculture sector, the production of drought-tolerant fruit trees shall be enhanced while baseline studies and assessments of climate change impacts on coral reefs, fisheries, and marine resources will be developed.
- Establish disaster management system and an early warning system through a national centre for drought monitoring, meteorological and hydrological services.
- The establishment of a national adaptation fund will be assessed • A review of the land tenure system and land legislation to be more investor friendly and market driven.
- A land boundaries survey on phosphate land to determine the availability of unutilized land.

- Develop and Implement a land use plan and appropriate zoning schemes including the formulation of an integrated coastal zone management and coastal protection plan with relevant requirements such as Environmental Impact Assessment (EIA).
- implement National Action Plan (NAP) which includes rehabilitating mined areas, improving soil management and fertility, food security, water resources management strengthening, early warning systems, land use planning, terrestrial conservation and alternative livelihoods opportunities.
- Mainstreaming the National Action Plan in Sustainable Land Management by enhancing capacity to address land degradation by strengthening enabling legislations, mainstreaming sustainable land management and complementing effective land rehabilitation.

6.7 Development of domestic food production for Food security

6.7.1 Policy Setting

217. The Agriculture Division of the Department of Commerce, Industry and Environment is responsible for ensuring food security. Their mission is to facilitate and promote food production in order to attain food security through ensuring a dependable and sustainable agricultural development for present and future generations. At present, the division is implementing on two major projects; the Household Kitchen Garden Program and the Livestock Piggery Production Program.

The Agriculture division is working with FAO in ensuring two priority outcomes which are:

1. Enhanced agriculture (including livestock) and fisheries production for food and nutrition security
2. Improved food quality and safety.

218. FAO is in its second year of implementing the project on strengthening household capacity for integrated agro-forestry. This project is currently targeting 150 active farmers, households and people who have existing kitchen gardens and would like to plant fruit trees in the kitchen garden. The second year of the project looks at raising awareness and capacity building activities at the community level.

219. The Division is also importing tropical fruit trees and is assisting households in preparing their soil composts. A nutritionist will be engaged to do a cooking demonstration which is aimed at promoting veggies locally grown on island. Agriculture division is also working in collaboration with Clean and Green to plant ecological trees around the coastal areas around the island, targeting around 6,000 to 10,000 fruit trees. Republic of China (Taiwan) in cooperation with the Government of Nauru is also supporting a project which aims at supporting healthier diets and reduce the need for imports. The Taiwan Technical Mission is managing the piggery farm, the hen breeding demonstration and training workshops.

220. The Agriculture division planned to ensure the following key outcomes which included; enhanced agriculture (including livestock) and fisheries production for food, especially

advocating improved food nutrition quality and safety. To a large extent the close partnership between the Agriculture division with Republic of China (Taiwan) aims at supporting healthier diets and reduce the need for imports. The Agriculture Extension Officers commenced their community outreach work in 2018. The eight (8) extension officers have been placed in each of the designated districts overseen by the Agriculture Division. The Anabar piggery farm has been operational since mid-2015 and consequently it was handed over to the Government of Nauru.

6.7.2 Impact, Outcomes, Policy Objectives and Performance Indicators

221. The key impact of developing domestic food production for food security as outlined in the NSDS impacts both the agricultural and fisheries sectors and is the importance of providing an "Improved quality of life for all in Nauru". In support of the impact, the key outcomes for agriculture and fisheries for the period 2019-2023 are for agriculture: increased level of domestic agricultural production aimed at addressing food security and healthy livelihoods; and for fisheries: enhanced development and sustainable management of marine and fisheries resources to provide sustainable economic returns. To achieve these key objectives and see progress towards the overall impact for sustainable development there are three agriculture policy objectives and two relevant fisheries policy objectives in the NSDS 2019-2023 Medium Strategic Framework (MSF). It is intended that the MSF will be supported through a medium-term budget framework and monitored through an annual development report on progress made under the NSDS.

222. The policy objectives for the national development goal for education are:

Agriculture

1. Value of agricultural and livestock food imports is reduced
2. Value of domestic agricultural and livestock production to increase
3. Proportion of land area covered by forest to increase

Fisheries

4. Increase contribution of fisheries to GDP
5. Maintain the proportion of fish stocks within safe biological limits during the medium-term period

223. The Department of Commerce, Industry and Environment, together with the Nauru Fisheries Marine Resources Authority will be responsible for monitoring the implementation of these five policy objectives using an M&E framework that includes an appropriate set of indicators. Monitoring progress at outcome level in the NSDS will be a whole of government responsibility under the leadership of the Planning and Aid Division of the Ministry Finance and

Sustainable Development using tailored/localized SDG indicators based on those listed in the table below.

KEY OUTCOMES	RELEVANT SDGs*	ASSUMPTIONS/RISKS
Key Outcome 2. Agriculture: Increased level of domestic agricultural production aimed at addressing food security and healthy livelihoods	2.3.2 Average income of small-scale food producers, by sex and indigenous status	
	2.4.1 Proportion of agricultural area under productive and sustainable agriculture	
	2.5.1 Number of plant and animal genetic resources for food and agriculture secured in either medium or long-term conservation facilities	
	2.a.1 The agriculture orientation index for government expenditures	
Key Outcome 3. Fisheries: Enhance development and sustainable management of marine and fisheries resources to provide sustainable economic returns	14.4.1 Proportion of fish stocks within biologically sustainable levels	
	14.5.1 Coverage of protected areas in relation to marine areas	
	14.6.1 Progress by countries in the degree of implementation of international instruments aiming to combat illegal, unreported and unregulated fishing	
	14.a.1 Proportion of total research budget allocated to research in the field of marine technology	
	14.b.1 Progress by countries in the degree of application of a legal/regulatory/policy/institutional framework which recognizes and protects access rights for small-scale fisheries	

*Excludes Indicators with methodology issues to be resolved

6.7.3 Priority Issues, Challenges and Initiatives Adopted

224. The key challenge is that mined phosphate lands will require rehabilitation before agricultural production can occur in the affected areas. There are capacity gaps in agricultural production and many households require guidance on improved home gardening techniques. The lack of water and poor soil quality makes agriculture and aquaculture challenging. The projected increase in the population of about 36% by 2050 is a further challenge for public policy makers. At the same time, climate change poses a food security threat. The arable land (the land that has not been mined) available for agriculture is in the coastal flat, making it vulnerable to coastal erosion and sea level rise. Furthermore, the lack of fresh and healthy food at an affordable price has impacted the health of the Nauruan people as demonstrated by the prevalence of NCDs. Despite these challenges, there have been some significant progress in terms of initiatives implemented and achievements in the agriculture sector.

The key priorities identified during the community consultations for Development of domestic food production for Food security;

- Increasing domestic food production, such as fruit and vegetable farming, to improve nutritional standards

225. Cooperation and Development Projects between the Republic of China (Taiwan) and the Republic of Nauru have been very successful and the major contributors to the agriculture and food security target. The projects are managed and implemented by Agriculture division in cooperation with the Taiwan ICDF (International Cooperation and Development Fund). Three main projects are the Vegetable Production and Nutrition Enhancement Project, Egg Production Project, and Thermophilic Mushroom Cultivation Experiment.

226. The Vegetable Production and Nutrition Enhancement Project began in 2015 and aims to raise the local vegetable supply, improve balanced diet and reduce the risk factors of NCDs, develop vegetable cultivation techniques and dietary programs in Nauru. To date, the project has produced the following results; produced green vegetables and fruits to 28,153 kg; Held 19 community nutritional awareness and vegetable cooking classes; provided extension services to 54 extension farmers; Supplied 25,061 kg of vegetables to 3 Nauru schools, Public Health center and communities.

227. The Egg Production Project aims to produce a protein source for growing adolescents. In order to enhance the nutrition and protein levels of school students, the project produces chicken eggs and supplies 10 schools in Nauru. The project develops chicken raising techniques and dietary programs. Since 2015-2019, the following activities have been completed; Distributed 652,407 cooked eggs to 10 schools in Nauru for more than 2500 students; Distributed 4,677 chickens to communities for raising; Held 14 training workshops; Provide chicken medical services 178 times for farmers.

6. Agriculture project site Anetan

228. The Thermophilic Mushroom Cultivation Experiment is assisting the Nauruan government in a cultivating trial of mushrooms and evaluating the feasibility of development of a mushroom industry. The project has established a standard producing and post-harvest procedure of mushrooms.

229. The Republic of China (Taiwan) ICDF projects are directly achieving Nauru's agricultural targets as well as the SDG 2.2 target which states "By 2030, end all forms of malnutrition, including achieving, by 2025, the internationally agreed targets on stunting and wasting in children under 5 years of age, and address the nutritional needs of adolescent girls, pregnant and lactating women and older persons". Moreover, these project will help achieve the SDG Target 2.3 "double the agricultural productivity and incomes of small-scale food producers, in particular women, indigenous peoples, family farmers, pastoralists and fishers, including through secure and equal access to land, other productive resources and inputs, knowledge, financial services, markets and opportunities for value addition and non-farm employment".

6.7.4 Way Forward

230. The government will the address the key factors which are delaying the development of the agriculture sector by allocating resources to enable the fast tracking of the land rehabilitation program. The government will also provide access to planting material as well as training programs to develop local food and agricultural production initiatives such as kitchen gardens, fruit tree planting, and root cropping. The government will promote the production of value-added forestry and agro-forestry products for domestic consumption as well as commercially viable piggeries, duck and poultry (egg production) and agricultural businesses. The government shall set up a resource centre on agricultural and livestock production and provide

access to financial resources to enable commercial farming to become viable alternatives. It will also support the sector so that it meets the compliance standards with climate, disaster and biosecurity policies.

231. During the medium-term period, the government shall continue to strengthen the institutional capacity of Nauru Fisheries and Marine Resources Authority (NFMRA) while seeking to maximize sustainable economic returns as well as to promote private sector led development of commercial fisheries through the development of aquaculture production. Furthermore, the government plans to ensure the sustainable utilization of marine resources through sustainable practices safeguarding the marine biodiversity and ecosystems while eliminating illegal, unregulated and unreported (IUU) fishing.

7. MEANS OF IMPLEMENTATION

7.1 Financing

232. Nauru is classified as an upper middle-income country which limits its access to concessional funding from development partners. At the same time this does not minimize the severe structural constraints which it faces in its efforts to mobilize more domestic resources for development. Climate adaptation and infrastructure investment costs are expected to be relatively high due to factors such as Nauru's remote location, and lack of a modern port.

233. Nauru's financial position has recently returned to a less vulnerable position with the reopening of the RPC in 2012. As discussed earlier, the RPC, together with fisheries licenses, have had a major influence on the financial position of the government and the domestic economy. The recent move to resettle some of the refugees overseas has raised the probability that the revenue flows the government receives from its operations will begin to decline.

234. The government, recognizing this likely outcome, established the Nauru Trust Fund (NTF) with the objective of building up a sufficient principal value that could provide a future stream of budget financing to support investments in education, health, environment, and public infrastructure. It is financed by annual contributions from both the government and its key bilateral donors, comprising the governments of Australia and Republic of China, Taiwan. The NTF was capitalized in 2016 with an initial contribution totaling A$30.7 million (equal to about 20% of GDP), with A$20.4 million from the government and a total of A$10.3 million from development partners (Australia; Republic of China, Taiwan; and ADB). The NTF has a target principal value of $400 million AUD. The NTF operates under an initial build-up phase, currently set at 20 years, during which no withdrawals from the fund are allowed. This limits the possible reliance on the NTF for funding the NSDS in the medium term.

235. Nauru will therefore depend heavily on external sources of finance including foreign aid and foreign direct investment (FDI). Dependence on the FDI is limited as it is heavily concentrated in selected countries and sectors, with the additional factor of limited domestic absorptive capacity.

236. Nauru has a relatively narrow donor base. It's most important bi-lateral development partners are Australia, Republic of China Taiwan, New Zealand, Japan and the European Union. Its most important multilateral donors are the ADB, Global Environment Facility (GEF) and the UNDP. Nauru has benefitted from development partners which are committed and with long-term development programmes. Maintaining close relationships with these development partners will be important in progressing the implementation of the NSDS.

237. At the same time, the government shall be seeking to utilize the facilities made available for accessing new and existing climate financing such as Adaptation Fund (including Direct Access), GCF, GEF, Least Developed Countries Fund (LDCF). Special Climate Change fund (SCCF), Climate Investment Funds (CIFs including the Pilot Partnership for Climate Resilience), MDBs (including IDA with its focus on small states), GFDRR, IDA's CRW, IMF Standard Window, IMF Poverty Reduction and Growth Trust Fund, IMF Catastrophe Containment and Relief Fund, insurance facilities such as Pacific Catastrophe Risk Assessment and Finance Initiative (PCRAFI) being converted into a Facility, Caribbean equivalent (CCRIF) and Africa Risk Capacity Insurance Facility).

238. However, with the SDGs coming into effect, new financing options are under discussion in addition to the traditional relationships such as Enhanced Approaches to Debt Management and Resolution; Debt for Nature/ Debt for Climate Swaps; Linking Loan Repayments to Economic Performance.

239. In 2017 the government successfully applied for grant co-financing from the GCF and the ADB for the Port Development Project, which is a positive sign of new opportunities becoming available for funding future NSDS activities.
Some of the options noted above are relevant to Nauru and would be worth closer examination. If successfully applied, they would enable the government to access more funding which could be used to support new development initiatives.

240. At the same time, the costs of seeking, processing, disbursing and accounting for funding imposes additional costs which are often not explicitly recognized in the previous NSDS. The Planning and Aid Division shall identify the costs of receiving development assistance funding from individual donors with a view to mainstreaming these as part of the budget process to be tabled before Cabinet. This is to ensure that all relevant information is included in the processing of development assistance.

7.2 National Statistical System and Framework

7.2.1 Background Importance

241. Nauru recognizes the need for good statistics to provide information about their economy and its people, its natural environment and resources. They are essential to make evidence-informed decisions, and to develop facts-based policies and strategies across a broad range of development priorities for the benefit of the people of Nauru.

242. The link between formulating and implementing an NSDS and achieving such tangible outcomes is illustrated in a strong and growing recognition of the importance of good statistics for good governance at the highest political levels in the Pacific region.

243. Benchmarks, and a regular collection of their underlying statistics, allow planners and sectoral specialists to monitor policy and activity progress on a regular basis, and to alert policy makers when key indicators are off track, to allow corrective measures to be put in place in the form of program/activity readjustments to achieve better results, this also ensures that limited resources are utilized in an effective and efficient manner and highlights where additional resources are required.

7.2.2 Development of a Nauru Strategy for the Development of Statistics (Nauru-SDS)

244. Nauru is currently in the process of developing their "Nauru Strategy for the Development of Statistics (Nauru-SDS), 2019-2023" which aims to place Nauru's production, collection and use of statistics in line with international best-practice principles.

245. The strategic framework for the development of a Nauru Strategy for the Development of Statistics with the collaboration of line agencies and state-owned enterprises (SOE's) agreed upon the common vision that to support Nauru's continued development quality statistical information is needed. The mission is to link and support policy development and planning with statistical information that is reliable, adheres to statistical standards, is timely and of relevance to the needs of its users that is informed by regular dialogue between producers and users. The values reflect the guiding principles and personal and professional attributes and behaviour that all stakeholders in the Nauru statistical system subscribe to and commit to display.

246. Four key strategic objectives are identified as critical aspects to achieving the vision and mission. The first strategic objective is to strengthen the institutional environment which involves the review of the Statistical Act and related legislations, with the underlying rationale focusing on ensuring such a strategy addresses national information and policy demands, as well as regional and international policy and treaty monitoring and reporting requirements.

247. The second strategic objective targets the issues of adequate and sustainable resources to deliver quality statistical products and services, these being human and financial resources, and the greater use of technology to improve dissemination and access.

248. The third strategic objective targets improving data and information management, and the fourth targets improving the national statistical system coordination, collaboration and communication mechanisms.

7.2.3 Strengthen Data and Information Management

249. To establish stronger links between the data and statistics being collected, and user needs to best monitor progress against key policy demands, the BoS and Planning and Aid Division (PAD) will establish a Nauru Development Indicators Monitoring Database (NDIMD), which will address both the Nauru Sustainable Development Plan (NSDS), 2019 – 2030 KPIs and relevant aspects of global/regional reporting requirements. The NDIMD will also include an allocation of collection responsibilities and the production of sector statistical outputs by different government agencies.

250. There is also the plan to establish a "clearing house" facility within the BoS to review any new statistical collections relating to economic and social statistics, to ensure they i) follow statistical standards and classifications, ii) address user needs, and iii) acknowledge collections undertaken by other agencies, as well as data available from other sources.

7.2.4 Addressing Data Gaps

251. There are numerous key potential source of data required to capture and generate such relevant indicators complementing the National agenda, International and other Regional agendas. A key component of these data sources in the upcoming survey schedule planned in Nauru, which includes:

- Multiple Indicator Cluster Survey (MICS6) – 2019 November
- Household Income and Expenditure Survey (HIES) Snapshot – 2020
- Major Population and Housing Census – 2021

252. The Multiple Indicator Cluster Survey (MICS6) is well positioned to play a central role in the new 2030 Agenda for Sustainable Development data landscape alongside other key demographic, health and socio-economic surveys, as well as complementing data from administrative sources and censuses.

253. Fieldwork for the MICS6 is planned in Nauru in November 2019 based on population sampling in households including women aged 15-49 years and children aged 0-4 years. The implementing agency will be the Nauru Bureau of Statistics in collaboration with UNICEF and

the Government of Nauru. The MICS6 project is an international household survey programme developed and supported by UNICEF.

254. The MICS Survey provides key source of data on child protection, early childhood education, and a major source of data on child health and nutrition. In addition to being a data collection tool to monitor progress towards national goals and global commitments, it is aimed at promoting the welfare of children.

The MICS6 targeted outputs based on the key indicators:

MICS6 TARGETED OUTPUTS	TOTAL INDCATORS	SDG INDICATORS
Respondent characteristics	21	5
Employment and Household Income Survival (Total and child Mortality)	5	2
Thrive (Reproductive (M/F) and Maternal health)	40	3
Thrive (Child health, nutrition, and development)	62	5
Learning (Child Education)	37	3
Protection (Violence and Exploitation)	16	6
Life (Safe and clean environment)	13	7
Equity (Equal chance in life)	16	4
TOTAL	210	35 (Nauru)

7.2.5 Nauru Statistics Act

255. Nauru NSS is overdue for a review of its Statistics Act, and this will be a priority over the next 12 months. A revised 1992 Nauru statistical legislation will also help facilitate the process of addressing the lack of coordination between agencies, which was identified in the stakeholders' consultations. This is planned to be addressed through the establishment of a Nauru-SDS Steering Committee which will provide an opportunity for BoS and other current major data producers to engage with key users in the Nauru Public sector, to ascertain (i) if user requirements are addressed, and (ii) what new requirements need attention.

256. As part of the process of drafting the Nauru-SDS, a thorough review of the entire Nauru National Statistics System (NSS) was undertaken. Some of the key areas reviewed during this process included the institutional environment under which the NSS operates access to adequate and sustainable resources to deliver quality statistical products and services, improved data and information management and finally, NSS coordination, collaboration and communication.

257. A key component of the institutional environment of the NSS is the legal framework within which it operates "Nauru Bureau of Statistic's Act, No. 10, 1992". As the title suggests, this

legal framework was established in 1992, and established the Bureau of Statistics (BoS) and Office of the Director in the Department of Finance (now the Ministry of Finance and Sustainable Development), comprising of a Director and staff appointed by the Chief Secretary. It vests control of all statistical operations of the Bureau in its Director. While some of the functions and responsibilities of BoS remain valid today, a considerable expansion in statistical outputs and data management (i.e., processes of data collection, analysis, reporting, dissemination and utilization), the use of micro-computers for data processing and storage, and a growing use of the internet and websites for data transfers and easy data access, suggest it may be timely after 27 years to test this legal framework's fitness for purpose to facilitate and guide an effective and efficient working of the Nauru National Statistical System.

7.2.1 Cross-cutting issues

258. The development of the Nauru-SDS also involved a series of stakeholder workshops and consultations which identified other key concerns faced by the Nauru NSS. These are:

- Insufficient quality of statistical collection/methodologies used;
- Un-met data needs experienced by user agencies;
- Problems accessing available data/statistical information;
- Timeliness regarding data analysis and dissemination due to staffing issues and the lack of data dissemination calendar/plan;
- ICT capacity, related to maintaining network connectivity, and proper data security and back-up systems;
- A prevailing lack of coordination between agencies.

8. CONCLUSIONS

259. This VNR report has provided a good opportunity to evaluate the progress and challenges faced in the implementation of the SDGs, and to share Nauru's experiences that offers insights for the reader to further propose areas for recommendations to enhance Nauru's implementation of the SDGs. There is evidence that the implementation and attainment of the SDGs are critical for Nauru's pledge to the 2030 Agenda which has shown some progress already. It is also important that there is close alignment with Nauru's national development priorities as set under the NSDS. The cooperation in preparation of this report, signals the availability of experts and SDG methodologies, which offer important steps forward.

260. The VNR and the NSDS Review have identified number of key areas for the strengthening the monitoring and evaluation of SDGs. In this regard, it will be important that there is continued support from development partners to ensure context relevant SDG targets and indicators are fully integrated into Nauru's ongoing development planning, budgeting and monitoring. This includes by supporting efforts to reduce the data gaps for analysis are activities scheduled for 2020. Additionally, through the national budget processes, all development programmes will be required to demonstrate their contribution to Agenda 2030.

261. Although there have been some development success stories, particularly in key infrastructure development for education and sports stadium. Nauru recognizes that it will be very important to continue to enhance a systematic monitoring and evaluation process for the SDGs. As a SIDs nation; capacity development as well as financial and technical assistance are necessary elements to implement the SDGs successfully. Nauru will continue to support and accelerate the aspirations of the SDGs and will purposefully assimilate the national development priorities with the SDGs for attaining – 'partnerships for quality of life'.

9. STATISTICAL ANNEXES

Annex 1

NO.	NATIONAL PILLARS	NATIONAL PRIORITY AREA BY SECTORS	NSDS KEY OUTCOMES-SDG LINKAGES				SAMOA PATHWAY-SDG LINKAGES	
1	Stable, trustworthy, fiscally responsible government	SOCIAL AND COMMUNITY	11) Traditional Leadership and Culture: A healthy, socio-cultural, inclusive, cohesive and self-reliant community with sustainable livelihoods	1	16		Clauses 83 to 86	16
			12) Women & Development: A just society that recognizes and respects the rights of women and promotes equal opportunities	5			Clause 27(h)	5
			14) Civil Society: A robust, vibrant and effective civil society for a just and peaceful Nauru	5	10	16	Clauses 23 to 29, Clauses 83 to 86	8 16
		CROSS CUTTING	20) Public Administration: Strengthen and develop the institutional capacity of the Nauru Public Service	8			Clauses 23 to 29	8
			21) Governance Institutions: Strengthen Parliament, Audit, Justice, Law, Order and Border Control	17	16		Clauses 83 to 86	16
2	Access to Quality Education, formal and non-formal	SOCIAL AND COMMUNITY	8) Education: Improve the quality and broaden the scope and reach of education	4	8		Clause 34	8
			13) Youth Development: Investing in Youth – A sustained future for Nauru	4 8	10		Clauses 23 to 29 Clause 6 & 7	4 10
3	Improved health and well-being	SOCIAL AND COMMUNITY	9) Health: A healthy and productive population	3			Clause 60	3
			10) Sports: Enhanced quality of life through Sports for All	3	16	2	Clause 60	3

Annex 1 (Cont...)

4	Provision of enhanced social, infrastructure and utilities services	INFRASTRUCTURE	15) Energy: Provide a reliable, affordable, secure and sustainable energy supply to meet socio-economic development needs				Clauses 47 to 50	
			16) Water and Sanitation: Provide a reliable, safe, affordable, secure and sustainable water supply to meet socio-economic development needs				Clauses 64 & 65	
			17) Waste & Sewerage: Effective management of waste and pollution that minimizes negative impacts on public health and environment				Clauses 64 & 65	
			18) Transport: Improve transport infrastructure and provide reliable and affordable public transport service				Clause 27(b)	
			19) Communications and Media: Provide universal and reliable access to internationally competitive communication services and an independent and commercially viable media				Clause 27(b)	
5	Development of an economy based on multiple sources of revenue	ECONOMIC	1) Macroeconomic Management: A stable macroeconomic environment conducive to private investment established				Clause 6 Clauses 23 to 29 Clause 6 & 7 Clauses 96 to 101	
			4) Mining and Quarrying: Efficient and effective use of mining and quarrying resources				Clauses 23 to 29 Clause 30	
			5) Commerce, Industry and Business Development: Promote development of small and micro enterprises, foreign investment, and economic integration into the global economy				Clauses 23 to 29 Clauses 68 & 69	
			6) Tourism: Promote development of small-scale sustainable eco-tourism				Clauses 68 & 69	
			7) Financial Services: An effective, competitive and stable financial system that will enhance economic growth and development				Clauses 23 to 29	

Annex 1 (Cont...)

6	Enhance resilience against the impacts of Climate Change that is inclusive of rehabilitating and restoring degraded lands	CROSS CUTTING	22) Land: A transparent and fair land management system that supports social, economic and private sector development				Clause 94	
			23) Environment: Sustainable use and management of the environment and natural resources for present and future generations				Clauses 53 to 58 Clause 94	
			24) Climate Change: Build up resilience to combat the effects of climate change and natural disasters				Clauses 31 to 46 Clause 94	
7	Development of domestic food production for food security	ECONOMIC	2) Agriculture: Increased level of domestic agricultural production aimed at addressing food security and healthy livelihood				Clause 59 Clause 60	
			3) Fisheries: Enhance development and sustainable management of marine and fisheries resources to provide sustainable economic returns				Clause 59	

Source NSDS Draft

Annex 2

SDG Code	SDG Indicators 1	Tier	Latest	Value	2019 MICS6 SURVEY	2020 HIES SNAPSHOT	2021 MAIN CENSUS
	1.1.1	Tier I				☑	
	1.2.1	Tier I				☑	
	1.2.2	Tier II			☑	☑	
	1.3.1	Tier II	2010 by old age pension • Proportion of the people of retirement age receiving pension= 56.5		☑		
	1.4.1	Tier III			☑		☑
SDG Code	**SDG Indicators 2**	**Tier**	**Date**	**Value**	**2019 MICS6 SURVEY**	**2020 HIES SNAPSHOT**	**2021 MAIN CENSUS**
	2.1.1	Tier I	2016	0		☑	
	2.2.1	Tier I	2007	24	☑		
	2.2.2	Tier I	2007	1.0, 2.8	☑		
	2.3.2	Tier III				☑	
	2.4.1	Tier III					
	2.5.1	Tier I					
	2.a.1	Tier II					
SDG Code	**SDG Indicators 3**	**Tier**	**Date**	**Value**	**2019 MICS6 SURVEY**	**2020 HIES SNAPSHOT**	**2021 MAIN CENSUS**
	3.1.2	Tier I	2007	97.4	☑		
	3.2.1	Tier I	2015	U5MR: 35.4, IMR: 29.1	☑		☑
	3.2.2	Tier I	2015	22.7	☑		☑
	3.3.2	Tier I	2015	113			
	3.3.3	Tier I		Eradicated			
	3.3.5	Tier I	2015	2			
	3.4.1	Tier I	2015-17 • 30.0 • Females= 30.2 • Males= 29.5				
	3.5.2	Tier I	2016	3.6			
	3.7.1	Tier I	2007	42.5	☑		
	3.7.2	Tier II	2011	81	☑		☑

	3.8.1	Tier III					
	3.9.2	Tier II	2012	0			
	3.a.1	Tier I	2015 • 41.0 • females= 44.2, • males= 37.7		☑		
	3.b.1				☑		
	3.c.1	Tier I	2010: • 1.0 (Physicians) 2009: • 0.3 (Dentists); • 0.7 (Pharmacy) 2008: • 6.87 (nurses/ midwives)				☑
	3.d.1	Tier I	2014	41.8			
SDG Code	**SDG Indicators 4**	**Tier**	**Date**	**Value**	**2019 MICS6 SURVEY**	**2020 HIES SNAPSHOT**	**2021 MAIN CENSUS**
	4.1.1	Tier III	2014 by sex Year 3: reading: • Total: 39.1, • Male: 50, • Female: 31.3 Year 3: numeracy: • Total: 52.4, • Male: 51.5, • Female: 53.3 Year 6: reading: • Total: 29.9, • Male: 38.2, • Female: 21.2 Year 6: numeracy: • Total: 28.1, • Male: 28.5, • Female: 27.5		☑		☑
	4.2.1				☑		

	4.2.2	Tier I	2016 • 74.8 • females= 84.3, • males= 67.3		☑		☑
	4.3.1	Tier II					
	4.4.1				☑		
	4.5.1	Tier I/II/III	2014 GPI Participation in early learning = 1.34 GPI:GER • ECCE: 1.12, • primary: 0.94, • lower sec: 1.05, • upper sec: 1.13		☑		
	4.6.1	Tier II					☑
	4.7.1	Tier III					
	4.a.1	Tier II					
	4.c.1	Tier II	2007 a) Pre-primary: 82.1 • females= 84.2, • males= 0 b) Primary: 76.8 • females= 74.2, • males=50				☑
SDG Code	**SDG Indicators 5**	**Tier**	**Date**	**Value**	**2019 MICS6 SURVEY**	**2020 HIES SNAPSHOT**	**2021 MAIN CENSUS**
	5.1.1	Tier III	2014	Nauru National Women's Policy 2014.			
	5.2.1	Tier II	2014 22.1% any violence 20.6% physical violence 9.9% sexual violence				
	5.2.2	Tier II	2014	12.2%			
	5.3.1	Tier II	2007 • < 15 years = 1.9		☑		☑

			• <18 years = 26.8				
	5.4.1	Tier II					
	5.5.1	Tier I/II	2017 (a) only	10.53			
	5.5.2	Tier I					☑
	5.6.1	Tier II					
	5.a.2	Tier II					
	5.b.1	Tier I	2012 • 67.8 subscriptions/ 100 inhabitants		☑		☑
	5.c.1	Tier II					
SDG Code	**SDG Indicators 6**	**Tier**	**Date**	**Value**	**2019 MICS6 SURVEY**	**2020 HIES SNAPSHOT**	**2021 MAIN CENSUS**
	6.1.1	Tier II	2013 • Improved water access: 97.5		☑		☑
	6.2.1	Tier I	2015: Open defecation: • total: 2.6 2013: Improved sanitation: • 78.7		☑		☑
	6.3.1	Tier II					
SDG Code	**SDG Indicators 7**	**Tier**	**Date**	**Value**	**2019 MICS6 SURVEY**	**2020 HIES SNAPSHOT**	**2021 MAIN CENSUS**
	7.1.1	Tier I	2014	99.21	☑		☑
	7.1.2				☑		☑
	7.2.1	Tier I	2014	0.04			
	7.a.1	Tier II					
	7.b.1	Tier III					
SDG Code	**SDG Indicators 8**	**Tier**	**Date**	**Value**	**2019 MICS6 SURVEY**	**2020 HIES SNAPSHOT**	**2021 MAIN CENSUS**
	8.1.1	Tier I	2015	18.17			
	8.3.1	Tier II	2013 by sex Population aged 15+ in subsistence and voluntary work, excluding agriculture activities:			☑	

			• Total: 73.7, • Females: 57.6, • Males: 91.2				
	8.5.1	Tier II					
	8.5.2	Tier I	2011 by sex • 15+ years: 23.0 • Females=25.5, • Males= 21.4			☑	☑
	8.6.1	Tier I	2013 by sex Propn of the youth population that was not attending school & not in the labour force: • Total 28.7 • Females: 41.7, • Males: 16.1			☑	☑
	8.7.1				☑		☑
	8.9.1	Tier II					
	8.9.2	Tier III					
	8.10.2	Tier I					
	8.a.1	Tier I	2015 • Commitments= 13.85 • Disbursements= 7.98				
SDG Code	**SDG Indicators 9**	**Tier**	**Date**	**Value**	**2019 MICS6 SURVEY**	**2020 HIES SNAPSHOT**	**2021 MAIN CENSUS**
	9.2.2	Tier I				☑	☑
	9.a.1	Tier I	2015	7.56			
	9.c.1	Tier I	2016: • At least 3G: 98 2015: • All networks: 98, • at least 4G: 98				
SDG Code	**SDG Indicators 10**	**Tier**	**Date**	**Value**	**2019 MICS6 SURVEY**	**2020 HIES SNAPSHOT**	**2021 MAIN CENSUS**
	10.1.1	Tier II				☑	
	10.2.1	Tier III				☑	
	10.3.1				☑		
	10.4.1	Tier II	2010	9.49			

	10.6.1	Tier I	2015-16 Membership: • ADB = 1.49; • IBRD = 0.53; • IFC = 0.54; • IMF = 0.53; • UNGA = 0.52 Voting rights: • ADB = 0.30; • IBRD = 0.05; • IFC = 0.03; • IMF = 0.03; • UNGA = 0.52.				
	10.7.2	Tier III					
	10.b.1	Tier I/II	2015	31.24			
	10.c.1	Tier II					
SDG Code	**SDG Indicators 11**	**Tier**	**Date**	**Value**	**2019 MICS6 SURVEY**	**2020 HIES SNAPSHOT**	**2021 MAIN CENSUS**
	11.1.1	Tier I					☑
	11.5.1	Tier II					
	11.5.2	Tier I					
	11.6.1	Tier II					
	11.b.2	Tier II	2013 country				
SDG Code	**SDG Indicators 12**	**Tier**	**Date**	**Value**	**2019 MICS6 SURVEY**	**2020 HIES SNAPSHOT**	**2021 MAIN CENSUS**
	12.4.1	Tier I	2015 Compliance with • Basel Convention = 16.67 • Montreal Protocol = 100 • Rotterdam Convention = 0 • Stockholm Convention = 33.3				
	12.4.2	Tier III					
	12.5.1	Tier III					

	12.b.1	Tier III					
SDG Code	**SDG Indicators 13**	**Tier**	**Date**	**Value**	**2019 MICS6 SURVEY**	**2020 HIES SNAPSHOT**	**2021 MAIN CENSUS**
	13.1.2	Tier I	2013	Yes			
	13.2.1	Tier III					
	13.3.1	Tier III					
	13.a.1	Tier III					
	13.b.1	Tier III					
SDG Code	**SDG Indicators 14**	**Tier**	**Date**	**Value**	**2019 MICS6 SURVEY**	**2020 HIES SNAPSHOT**	**2021 MAIN CENSUS**
	14.1.1	Tier III					
	14.2.1	Tier III					
	14.3.1	Tier III					
	14.4.1	Tier I					
	14.5.1	Tier I	2014	0			
	14.6.1	Tier III					
	14.7.1	Tier III					
	14.a.1	Tier II					
	14.b.1	Tier III					
SDG Code	**SDG Indicators 15**	**Tier**	**Date**	**Value**	**2019 MICS6 SURVEY**	**2020 HIES SNAPSHOT**	**2021 MAIN CENSUS**
	15.1.1	Tier I	2015	0			
	15.1.2	Tier I					
	15.5.1	Tier II	2017	0.77 (0.71, 0.83)			
	15.6.1	Tier I	2017 • Total reported number of Standard Material Transfer Agreements (SMTAs) transferring plant genetic resources for food and agriculture to the country = 1 • Countries that are contracting Parties to PGRFA = 1				

			2012 • Countries that have legislative, administrative & policy framework or measures reported to the Access and Benefit-Sharing Clearing-House = 0 • Countries that are parties to the Nagoya Protocol = 0 • Countries that have legislative, administrative & policy framework or measures reported through PGRFA = 0				
	15.7.1	Tier II					
	15.8.1	Tier II					
SDG Code	**SDG Indicators 16**	**Tier**	**Date**	**Value**	**2019 MICS6 SURVEY**	**2020 HIES SNAPSHOT**	**2021 MAIN CENSUS**
	16.1.3	Tier II					
	16.1.4				☑		
	16.2.1				☑		
	16.3.1	Tier II			☑		
	16.6.1	Tier I					
	16.7.1	Tier III					
	16.7.2	Tier III					
	16.9.1	Tier I	2007	82.6	☑		
	16.10.2	Tier II					
	16.b.1				☑		
SDG Code	**SDG Indicators 17**	**Tier**	**Date**	**Value**	**2019 MICS6 SURVEY**	**2020 HIES SNAPSHOT**	**2021 MAIN CENSUS**
	17.1.1	Tier I					
	17.1.2	Tier I					
	17.2.1	Tier I					
	17.3.1	Tier I					
	17.3.2	Tier I					
	17.4.1	Tier I					
	17.6.2	Tier I	2010	9.48			
	17.7.1	Tier III					
	17.8.1	Tier I	2013	25.4	☑	☑	

	17.9.1	Tier I	2015	2.59			
	17.14.1	Tier III					
	17.15.1	Tier II	2017 • Propn of new development interventions drawn from country-led result frameworks by recipients of development cooperation = 100 • Propn of results indicators drawn from country-led results frameworks by recipients of development cooperation =87.2 • Propn of results indicators which will be monitored using government sources and monitoring systems by recipients of development cooperation = 92.3				
	17.16.1	Tier II	2017	0			
	17.17.1	Tier III					
	17.18.2	Tier II					
	17.18.3	Tier I	2017	0			
	17.19.1	Tier I	2013	5,089.90			
	17.19.2	Tier I	2016 • a) yes • b) yes				☑